

**6ਵੀਂ ਮੀਟਿੰਗ**  
(ਬਜਟ ਅਤੇ ਲੇਖਾ ਸਕਰੂਟਨੀ ਕਮੇਟੀ)

**INDEX**

ਲੜੀ ਨੰਬਰ	ਵਿਸ਼ਾ	ਪੰਨਾ ਨੰਬਰ
6.01	ਗਰੇਟਰ ਮੁਹਾਲੀ ਏਰੀਆ ਵਿਕਾਸ ਅਥਾਰਟੀ (ਗਮਾਡਾ) ਦੀ ਬਜਟ ਅਤੇ ਲੇਖਾ ਸਕਰੂਟਨੀ ਕਮੇਟੀ ਕਮੇਟੀ ਦੀ ਮਿਤੀ 26-7-2012 ਨੂੰ ਹੋਈ ਪੰਜਵੀਂ ਮੀਟਿੰਗ ਦੀ ਕਾਰਵਾਈ ਪੁਸ਼ਟੀ ਕਰਨ ਬਾਰੇ।	2-5
6.02	ਗਰੇਟਰ ਮੁਹਾਲੀ ਏਰੀਆ ਵਿਕਾਸ ਅਥਾਰਟੀ (ਗਮਾਡਾ) ਦੀ ਬਜਟ ਅਤੇ ਲੇਖਾ ਸਕਰੂਟਨੀ ਕਮੇਟੀ ਕਮੇਟੀ ਦੀ ਮਿਤੀ 26-7-2012 ਨੂੰ ਹੋਈ ਪੰਜਵੀਂ ਵਿੱਚ ਲਏ ਗਏ ਫੈਸਲਿਆਂ ਅਨੁਸਾਰ ਕੀਤੀ ਗਈ ਕਾਰਵਾਈ ਸਬੰਧੀ ਮੱਦਵਾਰ ਵਿਵਰਣ।	6-8
6.03	ਗਮਾਡਾ ਦਾ ਸਾਲ 2013-14 ਦਾ ਬਜਟ ਅਤੇ ਰਿਵਾਈਜ਼ਡ ਬਜਟ ਸਾਲ 2012-13.	9-43
6.04	ਸਾਲ 2011-12 ਦੇ ਸਲਾਨਾ ਲੇਖੇ ਦਾ ਅਜੰਡਾ ।	44-65

## ਅਜੰਡਾ ਆਈਟਮ ਨੰ: 6.01

ਵਿਸ਼ਾ:- ਗਰੇਟਰ ਮੁਹਾਲੀ ਏਰੀਆ ਵਿਕਾਸ ਅਥਾਰਟੀ (ਗਮਾਡਾ) ਦੀ ਬਜਟ ਅਤੇ ਲੇਖਾ ਸਕਰੂਟਨੀ ਕਮੇਟੀ ਦੀ ਮਿਤੀ 26-7-2012 ਨੂੰ ਹੋਈ ਪੰਜਵੀਂ ਮੀਟਿੰਗ ਦੀ ਕਾਰਵਾਈ ਦੀ ਪੁਸ਼ਟੀ ਕਰਨ ਬਾਰੇ ।

ਗਮਾਡਾ ਦੀ ਬਜਟ ਅਤੇ ਲੇਖਾ ਸਕਰੂਟਨੀ ਕਮੇਟੀ ਦੀ ਪੰਜਵੀਂ ਮੀਟਿੰਗ ਵਿੱਚ ਲਏ ਗਏ ਫੈਸਲਿਆਂ ਸਬੰਧੀ ਕਾਰਵਾਈ ਪੱਤਰ ਨੰਬਰ-ਗਮਾਡਾ-ਸੀ.ਲੇ.ਅ./2012/1762-64 ਮਿਤੀ 6-8-2012 (ਅਨੁਲੱਗ-ੳ) ਰਾਹੀਂ ਕਮੇਟੀ ਦੇ ਮੈਂਬਰ ਸਾਹਿਬਾਨਾਂ ਨੂੰ ਸੂਚਨਾਂ ਹਿੱਤ ਜਾਰੀ ਕਰ ਦਿੱਤੀ ਗਈ ਸੀ ।

ਇਸ ਸਬੰਧੀ ਹੁਣ ਤੱਕ ਬਜਟ ਅਤੇ ਲੇਖਾ ਸਕਰੂਟਨੀ ਕਮੇਟੀ ਦੇ ਕਿਸੇ ਵੀ ਮੈਂਬਰ ਸਾਹਿਬਾਨ ਜੀ ਵੱਲੋਂ ਇਤਰਾਜ਼/ਸੋਧ ਕਰਨ ਸਬੰਧੀ ਕੋਈ ਤਜਵੀਜ਼/ਸੁਝਾਓ ਦਰਜ ਨਹੀਂ ਕੀਤਾ ਗਿਆ ਹੈ । ਉਕਤ ਅਨੁਸਾਰ ਬਜਟ ਤੇ ਸਕਰੂਟਨੀ ਕਮੇਟੀ ਦੀ ਪੰਜਵੀਂ ਮੀਟਿੰਗ ਦੀ ਕਾਰਵਾਈ ਪੁਸ਼ਟੀ ਹਿੱਤ ਪੇਸ਼ ਹੈ ਜੀ ।

-79-

ਸੋ. 3

-76-

**GREATER MOHALI AREA DEVELOPMENT AUTHORITY  
PUDA BHAWAN, SECTOR 62, MOHALI.**

To

1. Principal Secretary to Govt. of Punjab,  
Department of Finance,  
Punjab Civil Secretariat, Chandigarh.
2. Chief Administrator,  
Greater Mohali Area Development Authority,  
SAS Nagar.

**Memo No. GMADA-SAO/2012/ 1762 - 1763**

**Dated : 6/8/12 .**

**Subject : 5<sup>th</sup> meeting of Budget and Accounts Scrutiny Committee.**

\*\*\*

Kindly find enclosed herewith a copy of the minutes of the 5<sup>th</sup> meeting of Budget and Accounts Scrutiny Committee held on 26.07.2012 under the Chairmanship of Principal Secretary, Housing and Urban Development Department, Punjab for your kind information.

  
**Senior Accounts Officer,  
For : Chief Administrator,  
o/c GMADA, SAS Nagar.**

**Enst. No. GMADA-SAO/2012/ 1764** Dated : 6/8/12

A copy of the above along with minutes is forwarded to Private Secretary to Principal Secretary, Housing and Urban Development Department, Punjab for the kind information of Principal Secretary, Housing and Urban Development Deptt., Punjab, Chandigarh.

  
**Senior Accounts Officer,  
For : Chief Administrator,  
o/c GMADA, SAS Nagar.**

ਗਮਾਡਾ ਦੀ ਬਜਟ ਅਤੇ ਲੇਖਾ ਸਕਰੂਟਨੀ ਕਮੇਟੀ ਦੀ ਪੰਜਵੀਂ ਮੀਟਿੰਗ ਮਿਤੀ 26.07.2012 ਨੂੰ ਬਾਅਦ ਦੁਪਿਹਰ 2.30 ਵਜੇ ਮਾਨਯੋਗ ਉਪ-ਸਭਾਪਤੀ-ਕਮ-ਪ੍ਰਮੁੱਖ ਸਕੱਤਰ, ਮਕਾਨ ਉਸਾਰੀ ਤੇ ਸ਼ਹਿਰੀ ਵਿਕਾਸ ਵਿਭਾਗ ਜੀ ਦੀ ਪ੍ਰਧਾਨਗੀ ਹੇਠ ਉਨ੍ਹਾਂ ਦੇ ਦੂਜੀ ਮੰਜਿਲ, ਪੁੱਡਾ ਭਵਨ ਦੇ ਕਮਰੇ ਵਿਖੇ ਹੋਈ ਮੀਟਿੰਗ ਦੀ ਕਾਰਵਾਈ ।

ਮੀਟਿੰਗ ਵਿੱਚ ਹੇਠ ਲਿਖੇ ਅਧਿਕਾਰੀਆਂ ਨੇ ਭਾਗ ਲਿਆ :-

1. ਸ਼੍ਰੀ ਐਸ.ਕੇ.ਸੰਧੂ, ਆਈ.ਏ.ਐਸ,  
ਪ੍ਰਮੁੱਖ ਸਕੱਤਰ,  
ਮਕਾਨ ਉਸਾਰੀ ਦੇ ਸ਼ਹਿਰੀ ਵਿਕਾਸ ਵਿਭਾਗ,  
ਪੰਜਾਬ, ਚੰਡੀਗੜ ।
2. ਸ਼੍ਰੀ ਏ.ਕੇ. ਸਿਨਹਾ, ਆਈ.ਏ.ਐਸ  
ਮੁੱਖ ਪ੍ਰਸ਼ਾਸਕ, ਗਮਾਡਾ,  
ਐਸ.ਏ.ਐਸ ਨਗਰ।
3. ਸ਼੍ਰੀ ਸੀ.ਐਸ. ਤਲਵਾਰ, ਆਈ.ਏ.ਐਸ  
ਡਾਇਰੈਕਟਰ ਵਿੱਤ ਵਿਭਾਗ,  
ਪੰਜਾਬ, ਚੰਡੀਗੜ ।

ਅਜੰਡਾ ਆਈਟਮ ਨੰ: 5.01

ਗਮਾਡਾ ਦੀ ਬਜਟ ਅਤੇ ਲੇਖਾ ਸਕਰੂਟਨੀ ਕਮੇਟੀ ਦੀ ਮਿਤੀ 24.05.2012 ਨੂੰ ਹੋਈ ਚੌਥੀ ਮੀਟਿੰਗ ਦੀ ਕਾਰਵਾਈ ਦੀ ਪੁਸ਼ਟੀ ਕਰਨ ਬਾਰੇ ।  
ਵਿਚਾਰ ਵਟਾਂਦਰੇ ਉਪਰੰਤ ਸਰਵ ਸੰਮਤੀ ਨਾਲ ਜਾਰੀ ਕੀਤੀ ਗਈ ਕਾਰਵਾਈ ਦੀ ਪੁਸ਼ਟੀ ਕੀਤੀ ਗਈ ।

ਅਜੰਡਾ ਆਈਟਮ ਨੰ: 5.02

ਗਮਾਡਾ ਦੇ ਬਜਟ ਅਤੇ ਲੇਖਾ ਸਕਰੂਟਨੀ ਕਮੇਟੀ ਦੀ ਮਿਤੀ 24.05.2012 ਨੂੰ ਹੋਈ ਚੌਥੀ ਮੀਟਿੰਗ ਦੀ ਕੀਤੀ ਕਾਰਵਾਈ ਸਬੰਧੀ ਮੱਦਵਾਰ ਵਿਵਰਣ ।  
ਕਮੇਟੀ ਵੱਲੋਂ ਨੋਟ ਕੀਤਾ ਗਿਆ ਅਤੇ ਤਸੱਲੀ ਪ੍ਰਗਟਾਈ ।

ਇਸ ਤੋਂ ਇਲਾਵਾ ਮਾਨਯੋਗ ਚੇਅਰਮੈਨ ਜੀ ਦੀ ਪ੍ਰਵਾਣਗੀ ਨਾਲ ਹੇਠ ਲਿਖੀ ਮੱਦ ਤੇ ਵਿਚਾਰ ਕੀਤਾ ਗਿਆ :-

ਅਥਾਰਿਟੀ ਦੇ ਲੇਖਿਆਂ ਦੀ ਸਮੀਖਿਆ

ਅਥਾਰਿਟੀ ਵੱਲੋਂ ਚਲਿਤ ਅਤੇ ਨਵੇਂ ਸ਼ੁਰੂ ਹੋਣ ਵਾਲੇ ਪ੍ਰੋਜੈਕਟਾਂ ਲਈ ਫੰਡਜ਼ ਦਾ ਪ੍ਰਬੰਧ ਕਰਨ ਲਈ ਬੈਂਕਾਂ ਤੋਂ ਲੋੜ ਅਨੁਸਾਰ ਕਰਜਾ ਲੈਣ ਤੋਂ ਪਹਿਲਾਂ ਉਪਲਬਧ ਪ੍ਰਾਪਰਟੀ ਤੋਂ

ਹੋਣ ਵਾਲੀ ਇਨਕਮ ਵਿਚਾਲੇ ਤਾਲਮੇਲ ਕਰਕੇ ਯੋਜਨਾ ਕਰਨ ਦੀ ਲੋੜ ਹੈ ਤਾਂ ਜੋ ਕਿ ਕਿਸੇ ਕਿਸਮ ਦੇ ਵਾਧੂ ਵਿੱਤੀ ਬੋਝ ਤੋਂ ਬਚਿਆ ਜਾ ਸਕੇ ।

- ਅਥਾਰਿਟੀ ਵੱਲੋਂ ਤਿਆਰ ਕੀਤੇ ਜਾ ਰਹੇ ਲੇਖਿਆਂ ਅਤੇ ਵਿੱਤ ਨੂੰ ਸਮੇਂ-2 ਸਿਰ ਮੋਨੀਟਰ ਕਰਕੇ ਇਨਕਮ ਟੈਕਸ ਦੀਆਂ ਦੇਣਦਾਰੀਆਂ ਨੂੰ ਕੁਆਰਡੀਨੇਟ ਕਰਨ ਦੀ ਲੋੜ ਹੈ ।
- ਅਥਾਰਿਟੀ ਦੇ ਲੇਖੇ-ਜੋਖਿਆਂ ਤੇ ਵਿਚਾਰ ਕਰਨ ਲਈ ਬਜਟ ਅਤੇ ਲੇਖਾ ਸਕਰੂਟਨੀ ਕਮੇਟੀ ਦੀ ਤਿਆਗੀ ਮੀਟਿੰਗ ਕਰਨ ਦਾ ਫੈਸਲਾ ਕੀਤਾ ਗਿਆ ।
- ਕਮੇਟੀ ਵੱਲੋਂ ਇਹ ਵੀ ਫੈਸਲਾ ਕੀਤਾ ਗਿਆ ਹੈ ਕਿ ਹਰੇਕ ਅਥਾਰਿਟੀ ਮੀਟਿੰਗ ਵਿੱਚ ਪ੍ਰਵਾਣਿਤ ਬਜਟ ਦੇ ਮੱਦੇ ਨਜ਼ਰ ਪਿਛਲੇ ਸਮੇਂ ਦੀਆਂ ਵਿੱਤੀ ਪ੍ਰਾਪਤੀਆਂ ਪੇਸ਼ ਕੀਤੀਆਂ ਜਾਣ ।
- ਸਰਪਲਸ ਫੰਡਜ਼ ਬੈਂਕਾਂ ਵਿੱਚ ਵੱਧੋ-ਵੱਧ ਵਿਆਜ ਤੇ ਜਮ੍ਹਾਂ ਕਰਨ ਅਤੇ ਲੋੜ ਵੇਲੇ ਐਫ.ਡੀ.ਆਰਜ਼ ਤੇ ਵਾਧੂ ਵਿਆਜ ਦੇਣ ਦੀ ਪ੍ਰੀਕ੍ਰਿਆ ਨੂੰ ਘੋਖਣ ਦੀ ਲੋੜ ਹੈ ।

ਵਿਚਾਰ ਵਟਾਂਦਰੇ ਉਪਰੰਤ ਕਮੇਟੀ ਵੱਲੋਂ ਅਥਾਰਿਟੀ ਵਿੱਚ ਇਕ ਤਜਰਬੇਕਾਰ ਅਤੇ ਕੁਆਲੀਫਾਈਡ ਵਿੱਤੀ ਸਲਾਹਕਾਰ ਤੈਨਾਤ ਕਰਨ ਦਾ ਫੈਸਲਾ ਕੀਤਾ।

ਮੀਟਿੰਗ ਮਾਨਯੋਗ ਚੇਅਰਮੈਨ ਜੀ ਦੇ ਪੰਨਵਾਦ ਮੱਤੇ ਨਾਲ ਸਮਾਪਤ ਹੋਈ ।



ਪ੍ਰਮੁੱਖ ਸਕੱਤਰ 118

ਮਕਾਨ ਉਸਾਰੀ ਤੇ ਸ਼ਹਿਰੀ ਵਿਕਾਸ ਵਿਭਾਗ



ਅਜੰਡਾ ਆਈਟਮ ਨੰਬਰ 6.02

ਵਿਸ਼ਾ:- ਗਰੇਟਰ ਮੁਹਾਲੀ ਏਗੀਆ ਵਿਕਾਸ ਅਥਾਰਟੀ (ਗਮਾਡਾ) ਦੀ ਬਜਟ ਅਤੇ ਲੇਖਾ ਸਕਰੂਟਨੀ ਕਮੇਟੀ ਦੀ ਮਿਤੀ 26-7-2012 ਨੂੰ ਹੋਈ ਪੰਜਵੀਂ ਮੀਟਿੰਗ ਵਿੱਚ ਲਏ ਗਏ ਫੈਸਲਿਆਂ ਅਨੁਸਾਰ ਕੀਤੀ ਗਈ ਕਾਰਵਾਈ ਸਬੰਧੀ ਮੱਦ ਵਾਰ ਵਿਵਰਣ।

ਅਜੰਡਾ ਆਈਟਮ ਨੰਬਰ	ਵਿਸ਼ਾ	ਫੈਸਲਾ	ਕੀਤੀ ਗਈ ਕਾਰਵਾਈ
5.01	ਗਮਾਡਾ ਦੀ ਬਜਟ ਅਤੇ ਲੇਖਾ ਸਕਰੂਟਨੀ ਕਮੇਟੀ ਦੀ ਮਿਤੀ 26-7-2012 ਨੂੰ ਹੋਈ ਪੰਜਵੀਂ ਮੀਟਿੰਗ ਦੀ ਕਾਰਵਾਈ ਦੀ ਪੁਸ਼ਟੀ ਕਰਨ ਬਾਰੇ।	ਵਿਚਾਰ ਵਟਾਂਦਰੇ ਉਪਰੰਤ ਸਰਵ ਸੰਮਤੀ ਨਾਲ ਜਾਰੀ ਕੀਤੀ ਕਾਰਵਾਈ ਦੀ ਪੁਸ਼ਟੀ ਕੀਤੀ ਗਈ	
5.02	ਗਮਾਡਾ ਦੇ ਬਜਟ ਅਤੇ ਲੇਖਾ ਸਕਰੂਟਨੀ ਕਮੇਟੀ ਦੀ ਮਿਤੀ 26-7-12 ਨੂੰ ਹੋਈ ਪੰਜਵੀਂ ਮੀਟਿੰਗ ਦੀ ਕੀਤੀ ਕਾਰਵਾਈ ਸਬੰਧੀ ਮੱਦਵਾਰ ਵਿਵਰਣ	ਕਮੇਟੀ ਵੱਲੋਂ ਨੋਟ ਕੀਤਾ ਗਿਆ ਅਤੇ ਤਸੱਲੀ ਪ੍ਰਗਟਾਈ। ਇਸ ਤੋਂ ਇਲਾਵਾ ਮਾਨਯੋਗ ਚੇਅਰਮੈਨ ਜੀ ਦੀ ਪ੍ਰਵਾਨਗੀ ਨਾਲ ਹੇਠ ਲਿਖੀ ਮੱਦ ਤੇ ਵਿਚਾਰ ਕੀਤਾ ਗਿਆ :-	
		ਅਥਾਰਟੀ ਦੇ ਲੇਖਿਆਂ ਦੀ	ਕਮੇਟੀ ਵੱਲੋਂ ਕੀਤੇ

		<p><b>ਸਮੀਖਿਆ ।</b></p> <ul style="list-style-type: none"> <li>• ਅਥਾਰਟੀ ਵੱਲੋਂ ਚਲਿਤ ਅਤੇ ਨਵੇਂ ਸ਼ੁਰੂ ਹੋਣ ਵਾਲੇ ਪ੍ਰੋਜੈਕਟਾਂ ਲਈ ਫੰਡਿੰਗ ਦਾ ਪ੍ਰਬੰਧ ਕਰਨ ਲਈ ਬੈਂਕਾਂ ਤੋਂ ਲੋੜ ਅਨੁਸਾਰ ਕਰਜ਼ਾ ਲੈਣ ਤੋਂ ਪਹਿਲਾਂ ਉਪਲੱਭਯ ਪ੍ਰਾਪਰਟੀ ਤੋਂ ਹੋਣ ਵਾਲੀ ਇੰਨਕਮ ਵਿਚਾਲੇ ਤਾਲਮੇਲ ਕਰਕੇ ਯੋਜਨਾ ਕਰਨ ਦੀ ਲੋੜ ਹੈ ਤਾਂ ਜੋ ਕਿ ਕਿਸੇ ਕਿਸਮ ਦੇ ਵਾਧੂ ਵਿੱਤੀ ਬੋਝ ਤੋਂ ਬਚਿਆ ਜਾ ਸਕੇ ਅਥਾਰਟੀ ਵੱਲੋਂ ਤਿਆਰ ਕੀਤੇ ਜਾ ਰਹੇ ਲੇਖਿਆਂ ਅਤੇ ਵਿੱਤ ਨੂੰ ਸਮੇਂ-2 ਸਿਰ ਮੋਨੀਟਰ ਕਰਕੇ ਇੰਨਕਮ ਟੈਕਸ ਦੀਆਂ ਦੇਣਦਾਰੀਆਂ ਨੂੰ ਕੁਆਰਡੀਨੇਟ ਕਰਨ ਦੀ ਲੋੜ ਹੈ ।</li> <li>• ਅਥਾਰਟੀ ਦੇ ਲੇਖੇ-ਜੋਖਿਆਂ ਤੇ ਵਿਚਾਰ ਕਰਨ ਲਈ ਬਜਟ ਅਤੇ ਲੇਖਾ ਸਕਰੂਟਨੀ ਕਮੇਟੀ ਦੀ ਤਿਆਰੀ ਮੀਟਿੰਗ ਕਰਨ</li> </ul>	<p>ਗਏ ਫੈਸਲੇ ਅਨੁਸਾਰ ਸਾਰੇ ਮੁੱਦਿਆਂ ਬਾਰੇ ਸਮੇਂ-2 ਸਿਰ ਸਹੀ ਕਾਰਵਾਈ ਕਰਨ ਲਈ ਮੈਸ. ਹਿਤੇਸ਼ ਬਰਿਜ ਐਂਡ ਐਸੋਸੀਏਟਸ, ਚਾਰਟਰਡ ਅਕਾਉਂਟੈਂਟ ਨੂੰ ਬਤੌਰ ਸਲਾਹਕਾਰ ਗਮਾਡਾ ਵੱਲੋਂ ਨਿਯੁਕਤ ਕਰ ਲਿਆ ਗਿਆ ਹੈ ।</p>
--	--	--	---

		<p>ਦਾ ਫੈਸਲਾ ਕੀਤਾ ਗਿਆ ।</p> <ul style="list-style-type: none"> <li>• ਕਮੇਟੀ ਵੱਲੋਂ ਇਹ ਵੀ ਫੈਸਲਾ ਕੀਤਾ ਗਿਆ ਹੈ ਕਿ ਹਰੇਕ ਅਥਾਰਿਟੀ ਮੀਟਿੰਗ ਵਿੱਚ ਪ੍ਰਵਾਣਿਤ ਬਜਟ ਦੇ ਮੱਦੇ ਨਜ਼ਰ ਪਿਛਲੇ ਸਮੇਂ ਦੀਆਂ ਵਿੱਤੀ ਪ੍ਰਾਪਤੀਆਂ ਪੇਸ਼ ਕੀਤੀਆਂ ਜਾਣ ।</li> <li>• ਸਰਪਲਸ ਫੰਡਜ਼ ਬੈਂਕਾਂ ਵਿੱਚ ਵੱਧੋ-ਵੱਧ ਵਿਆਜ ਤੇ ਜਮ੍ਹਾਂ ਕਰਨ ਅਤੇ ਲੌੜ ਵੇਲੇ ਐਫ.ਡੀ.ਆਰਜ਼ ਤੇ ਵਾਧੂ ਵਿਆਜ ਦੇਣ ਦੀ ਪ੍ਰੀਕ੍ਰਿਆ ਨੂੰ ਘੋਖਣ ਦੀ ਲੌੜ ਹੈ ।</li> </ul>	
--	--	--	--



**GREATER MOHALI AREA DEVELOPMENT AUTHORITY, PUDA BHAWAN, SECTOR 62, SAS NAGAR**

Agenda Item No.6.03

Name of Dignitary:

**(Budget & Accounts Scrutiny Committee Meeting)**

The Revised Budget Estimates for the year 2012-13 and Budget Estimates for the year 2013-14 are to be placed before the Budget & Accounts Scrutiny Committee as per provision of Section 52 of the Punjab Regional and Town Planning and Development Act, 1995. The format of the budget is taken on the pattern prescribed as per provisions of the budget manual of Punjab Government.

The Budget Estimates are attached. The brief summary of the budget proposals are as under: -

**(Fig. in crores)**

<b>Sr. No.</b>	<b>Particulars</b>	<b>Approved Budget for the year 2012-13</b>	<b>Budget Achieved 4/12 to 9/2012</b>	<b>Anticipated Receipt/Exp. From 10/12 to 3/13</b>	<b>Total Budget Estimates for the year 2012-13.</b>	<b>Budget Estimates for the year 2013-14.</b>
1.	Capital Receipt	2895.19	654.34	709.76	1364.10	4525.26
2.	Revenue Receipt	605.82	112.12	109.31	221.43	278.22
	<b>Total Receipt</b>	<b>3501.01</b>	<b>766.46</b>	<b>819.07</b>	<b>1585.53</b>	<b>4803.48</b>
3.	Capital Expenditure	3268.35	392.08	951.37	1343.45	4510.78
4.	Revenue Expenditure	232.03	101.96	101.62	203.58	290.46

	<b>Total Expenditure</b>	<b>3500.38</b>	<b>494.04</b>	<b>1052.99</b>	<b>1547.03</b>	<b>4801.24</b>
--	--------------------------	----------------	---------------	----------------	----------------	----------------

**(1) Total Budget Estimate for the year 2012-13**

The total Capital Receipts for the year 2012-13 are estimated as 1364.10 crore, out of which receipts of Rs. 190.14 crore are pertaining to EDC/License Fee Charges, which is the deposit head and a loan of Rs. 300.00 crore to be raised from Canara Bank.

Similarly the Capital Expenditure for the year 2012-13 is estimated to the tune of Rs. 1343.44 crore, the details of the same is as under:-

- (i) For acquisition of land and payment of enhanced compensation - Rs 524.98 crore
- (ii) For development works - Rs 614.67 crore
- (iii) For repayment of loan raised from State Bank of India - Rs. 201.10 crore

As regards the Revenue Receipt is concerned, funds to the tune of Rs. 221.43 crore are expected to be generated through non construction fee, penal interest, interest on installments on the sale of Commercial / Residential/Institutional Sites & the interest receivable on FDRs from banks etc.

The Revenue Expenditure is expected to Rs. 203.59 crore for the year 2012-13 which includes Rs. 159.70 crore for the payment of interest on the loan raised from State Bank of India, IOB, Dena Bank & Canara Bank.

**(iv) Total Budget Estimate for the year 2013-14**

The total Capital Receipts for the year 2013-14 are estimated as 4525.26 crore, out of which receipts of Rs. 177.35 crore are pertaining to EDC/License Fee Charges, which is the deposit head and a loan of Rs. 2380.00 crore has to be raised from the various Banks and other financial institutions for the acquisition and development of land at **Mullanpur** and IT City (Urban Estate Sector-82 A). Therefore, the net receipts of GMADA are only 1967.91 crore only. Similarly the Capital Expenditure for the year 2013-14 is estimated to the tune of Rs. 4510.78 crore, The detail of the same is as under:-

- a. For acquisition of land and payment of enhanced compensation - Rs 2323.94 crore

b. For development works (Urban Estates)	-	Rs.1327.66 crore
c. Development works from EDC	-	Rs. 250.20 crore
d. Development works from License Fee	-	Rs. 80.48 crore
e. Social Housing (Purab Premium Apartments)	-	Rs. 526.00 crore.

As regards the Revenue Receipt is concerned, funds to the tune of Rs278.22 crore are expected to be generated through non construction fee, penal interest, interest on instalments on the sale of Commercial / Residential/Institutional Sites and the interest receivable on FDRs from banks, etc.

The Revenue Expenditure is expected to Rs. 290.46 crore for the year 2013-14 which includes Rs.243.39 crore for the payment of interest on the loan raised from State Bank of India / IOB / Dena Bank & Canara bank.

The Budget Proposals are placed before the Budget & Accounts Scrutiny Committee. Budget & Accounts Scrutiny Committee may consider and recommend the Revised Budget Estimates for the year 2012-13 and Budget Estimates for the year 2013-14 to the Authority.

ABSTRACT OF BUDGET

REVISED BUDGET ESTIMATES FOR THE YEAR 2012-13 & BUDGET ESTIMATES OF GMADA FOR THE YEAR 2013-14

Fig. in crores

SR. NO.	PARTICULARS	ANNEXURE	PAGE NO	ACCOUNTS PREVIOUS YEAR 2011-12	Budget Estimates 2012-13	REVISED BUDGET ESTIMATE FOR THE CURRENT YEAR 2012-13			Budget Estimates 2013-2014	REMARKS
						Actual 4/12 to 9/12	Anticipated 10/12 to 3/13	Revised Budget 2012-2013		
<b>A</b>	<b>Capital Receipt</b>									
	I) 30% from Applicants for houses	F-1	5	7.34	216.45	62.66	7.73	70.39	267.60	Re-launching of Purab Apartment Scheme postponed due to delay in tenders
	II) 25% from Applicants for plots	F-2	6	241.41	1055.00	36.11	17.53	53.64	503.51	launching of Aerocity extension sector-82A delayed due to LOIs of landpooling issued first
	III) 25 % from sale of institutional sites	F-3	7	59.50	146.02	0.00	0.00	0.00	223.49	Auction of chunk sites and Hospital sites postponed
	IV) 25% from sale of booths & SCO's and City Centre Sector-62	F-4	8	43.03	100.00	46.94	12.00	58.94	37.00	Due to market recessions
	V) 25% of Additional price Sec. 76-80	F-5	9	0.00	0.00	0.00	0.00	0.00	50.00	
	VI) Receipt of EDC/L.FEE from Mega Projects / Other projects		10	156.59	150.00	91.79	98.35	190.14	177.35	
	VII) Loan from SBI, IOB, Canara Bank & Dena Bank /other financial institutions			1200.00	300.00	0.00	300.00	300.00	2380.00	loan from banks/ Financial Institutions.
	<b>Recoveries(Principal)</b>									
	I) Instalments (Principal of Houses)	F-1	5	0.41	119.60	240.65	63.03	303.68	222.71	Full & Final payments received
	II) Instalments (Principal of Plots)	F-2	6	333.04	656.04	136.83	181.10	317.93	463.55	Medi-city & Knowledge-park / Aerocity extension sector-82 A / I.T. city could not launched
	III) Instalments on Sale of institutional sites	F-3	7	8.02	36.94	20.33	0.00	20.33	72.31	Auction of chunk sites and Hospital sites postponed

-2-

SR. NO.	PARTICULARS	ANNEXURE	PAGE NO	ACCOUNTS PREVIOUS YEAR 2011-12	Budget Estimates 2012-13	REVISED BUDGET ESTIMATE FOR THE CURRENT YEAR 2012-13			Budget Estimates 2013-2014	REMARKS
						Actual 4/12 to 9/12	Anticipated 10/12 to 3/13	Revised Budget 2012-2013		
	IV) Instalments on Booths & SCO's(Principal)	F-4	8	14.61	115.12	19.03	30.00	49.03	127.72	Due to market recessions
	V) Sale of Nursery Plants	S	32	0.01	0.02	0.00	0.02	0.02	0.02	
	<b>Total Capital Receipts</b>			<b>2063.96</b>	<b>2895.19</b>	<b>654.34</b>	<b>709.76</b>	<b>1364.10</b>	<b>4525.26</b>	
<b>B</b>	<b>Capital Expenditure</b>									
1	i) Purchase of Land and enhanced compensation	H	11 & 12	2221.40	937.48	124.24	400.74	524.98	2323.94	Acquisition of PR-4 postponed.
	ii) Construction of Social Houses (Purab Primium Apartments)	I	13	0.00	458.30	0.00	0.25	0.25	526.00	Work yet to be allotted
	iii) Purchase of fixed assets like Vehicles, furniture, Computers etc. (Head Office & Horticulture, GMADA)			1.23	3.00	0.94	1.50	2.44	2.50	
	iv) Repayment of loan to SBI, PIDB, Dena Bank & IOB			244.59	700.00	101.10	100.00	201.10	0.00	Medi-city & Knowledge-city could not launched
2	<b>Development Works</b>									
	i) Development of Urban Estates	L	14 to 21	229.42	717.93	91.41	317.64	409.04	1327.66	Litigation of acq. Sec. 76-80, Siswan road, & Grid road and scarcity of material
	ii) Funds for Govt works / expenditure from licence fee	M	28&29	255.86	166.64	58.89	87.79	146.68	80.48	
	iii) Development works out of EDC	M-I	30	1.35	285.00	15.50	43.45	58.95	250.20	STP land Acq. postponed.
	<b>TOTAL CAPITAL EXPENDITURE</b>			<b>2953.85</b>	<b>3268.35</b>	<b>392.08</b>	<b>951.37</b>	<b>1343.44</b>	<b>4510.78</b>	

SR. NO.	PARTICULARS	ANNEXURE	PAGE NO	ACCOUNTS PREVIOUS YEAR 2011-12	Budget Estimates 2012-13	REVISED BUDGET ESTIMATE FOR THE CURRENT YEAR 2012-13			Budget Estimates 2013-2014	REMARKS
						Actual 4/12 to 9/12	Anticipated 10/12 to 3/13	Revised Budget 2012-2013		
C	<b>Revenue Receipts</b>									
	i) Licence Fee from Estate Agents	S	32	0.19	0.15	0.06	0.07	0.13	0.10	
	ii) Extension Fee	S	32	7.67	7.60	4.15	3.00	7.15	5.00	
	iii) Processing Fee	S	32	0.18	3.21	1.93	1.66	3.59	3.74	
	iv) Transfer Fee/Compounding Fee	S	32	8.46	3.25	6.61	6.01	12.62	10.33	
	<b>v) Interest on instalments</b>									
	a) Residential Houses	F-1	5	0.08	43.02	51.58	47.63	99.21	69.49	
	b) Residential Plots / Aerocity	F-2	6	43.10	328.51	28.16	39.02	67.18	99.79	Medi-city & Knowledge-park/ Aerocity extension sector-82 A / I.T. city could not launched
	c) Institutions Sites	F-3	7	0.80	17.46	6.00	0.00	6.00	20.13	Auction of chunk sites and Hospital sites postponed
	d) built-up Booths & SCO's	F-4	8	1.27	38.90	1.00	3.00	4.00	10.00	Due to market recessions
	vi) Rent	S	32	1.44	1.62	0.67	0.61	1.28	1.35	
	vii) Other Misc. Receipts	S	32	1.50	0.35	0.07	0.06	0.12	0.59	
	viii) Water Charges & Sew. Charges	S	32	1.33	2.50	0.63	0.63	1.26	1.30	
	ix) Sale of Tender / Application form	S	32	0.20	5.06	0.02	0.01	0.03	0.03	Medi-city & Knowledge-park/ Aerocity extension sector-82 A / I.T. city could not launched
	x) Enlistment Fee	S	32	0.01	0.02	0.03	0.01	0.04	0.01	
	xi) Stock Storage	S	32	0.01	0.00	0.00	0.00	0.00	0.01	
	xii) Penal Interest	S	32	8.05	4.01	1.97	1.44	3.41	6.10	
	xiii) Road cut charges	S	32	0.10	0.06	0.02	0.06	0.08	0.07	
	xiv) Interest from banks ( On FDR etc. )	S	32	140.47	150.11	9.22	6.11	15.33	50.17	Medi-city & Knowledge-park/ Aerocity extension sector-82 A / I.T. city could not launched
	<b>TOTAL REVENUE RECEIPTS</b>			<b>214.86</b>	<b>605.82</b>	<b>112.12</b>	<b>109.31</b>	<b>221.43</b>	<b>278.22</b>	

- 4 -

SR. NO.	PARTICULARS	ANNEXURE	PAGE NO	ACCOUNTS PREVIOUS YEAR 2011-12	Budget Estimates 2012-13	REVISED BUDGET ESTIMATE FOR THE CURRENT YEAR 2012-13			Budget Estimates 2013-2014	REMARKS
						Actual 4/12 to 9/12	Anticipated 10/12 to 3/13	Revised Budget 2012-2013		
D	<u>Revenue Expenditure</u>									
	i) Salary of Establishment	R	31	28.28	58.40	18.59	14.66	33.25	34.59	
	ii) Office Contingency	R	31	8.60	1.91	0.49	0.74	1.22	1.55	
	iii) Misc. Expenditure	R	31	8.77	11.72	3.18	6.23	9.41	10.93	
	iv) Intt. on loan to SBI, Dena Bank, Canara bank & IOB			53.65	160.00	79.70	80.00	159.70	243.39	
	<u>TOTAL REVENUE EXPENDITURE</u>			99.30	232.03	101.96	101.62	203.59	290.46	
	<u>G.TOTAL OF RECEIPTS</u>			2278.82	3501.01	766.46	819.07	1585.53	4803.48	
	<u>G.TOTAL OF EXPENDITURE</u>			3053.15	3500.38	494.04	1052.99	1547.03	4801.24	
	<u>SURPLUS (+) / DEFICIT(-)</u>				0.64	272.42	-233.92	38.50	2.24	

SCHEDULE OF CAPITAL RECEIPT OF HOUSES

Annexure F1

(FIGURE IN CRORES)

Scheme	Actual for 2011-12				Budget Estimate for 2012-13				Revised Budget Estimate for 2012-13									Budget Estimate for 2013-14			
	Instalments				Instalments				Instalments									Instalments			
	25%	Principal	Intt.	Total	25%	Principal	Intt.	Total	25% COST		Principal		Intt.		Total			20%	Principal	Intt.	Total
									04/12 TO 09/12	10/12 TO 03/13	04/12 TO 09/12	10/12 TO 03/13	04/12 TO 09/12	10/12 TO 03/13	04/12 TO 09/12	10/12 TO 03/13	Grand Total				
Purab Apartments	6.50	0.00	0.00	6.50	216.45	119.60	43.02	379.07	62.66	6.00	240.65	62.93	51.58	47.33	354.89	116.26	471.15	0.00	125.26	33.78	159.04
Purab Apartments -2	0.00	0.00	0.00	0.00	0.00	0.00	0.00	0.00	0.00	0.00	0.00	0.00	0.00	0.00	0.00	0.00	0.00	267.60	96.63	34.79	399.02
Riot Victim and old sectors	0.84	0.41	0.08	1.33	0.00	0.00	0.00	0.00	0.00	1.73	0.00	0.10	0.00	0.30	0.00	2.13	2.13	0.00	0.82	0.92	1.74
<b>TOTAL</b>	<b>7.34</b>	<b>0.41</b>	<b>0.08</b>	<b>7.83</b>	<b>216.45</b>	<b>119.60</b>	<b>43.02</b>	<b>379.07</b>	<b>62.66</b>	<b>7.73</b>	<b>240.65</b>	<b>63.03</b>	<b>51.58</b>	<b>47.63</b>	<b>354.89</b>	<b>118.39</b>	<b>473.28</b>	<b>267.60</b>	<b>222.71</b>	<b>69.49</b>	<b>559.80</b>



SCHEDULE OF CAPITAL RECEIPT OF RESIDENTIAL PLOTS

Annexure F-2

-6-

(FIGURE IN CRORES)

Schemes	Actual for 2011-12				Budget Estimate for 2012-13				Revised Budget Estimate for 2012-13										Budget Estimate for 2013-14			
	Instalments				Instalments				Instalments										Instalments			
	25%	Principal	Intt.	Total	25%	Principal	Intt.	Total	25% COST		Principal		Intt.		Total		Grand Total	15% / 20%	Principal	Intt.	Total	
									04/12 TO 09/12	10/12 TO 03/13	04/12 TO 09/12	10/12 TO 03/13	04/12 TO 09/12	10/12 TO 03/13	04/12 TO 09/12	10/12 TO 03/13						
Aero-city	146.00	298.66	37.08	481.74	0.00	221.19	49.77	270.96	0.40	0.00	95.79	120.10	17.88	24.02	114.07	144.12	258.19	78.23	302.80	50.35	431.38	
Eco-City -1	65.00	0.00	0.00	65.00	60.00	86.28	28.47	174.75	33.00	10.00	19.59	36.00	7.05	11.00	59.64	57.00	116.64	0.00	78.00	17.00	95.00	
I.T. CITY / U.E. Sec. 82-A	0.00	0.00	0.00	0.00	870.00	300.00	240.00	1410.00	0.00	0.00	0.00	0.00	0.00	0.00	0.00	0.00	0.00	266.40	0.00	0.00	266.40	
Eco-City, -2	0.00	0.00	0.00	0.00	0.00	0.00	0.00	0.00	0.00	0.00	0.00	0.00	0.00	0.00	0.00	0.00	0.00	0.00	0.00	0.00	0.00	
New U.E. at Mullanpur	0.00	0.00	0.00	0.00	0.00	0.00	0.00	0.00	0.00	0.00	0.00	0.00	0.00	0.00	0.00	0.00	0.00	0.00	0.00	0.00	0.00	
OLD SEC. Due in current year(48 to 80) and arrears	30.41	34.38	6.02	70.81	125.00	48.57	10.27	183.84	0.35	2.50	21.45	25.00	3.23	4.00	25.03	31.50	56.53	35.51	32.60	15.00	83.11	
Anandpur Sahib	0.00	0.00	0.00	0.00	0.00	0.00	0.00	0.00	2.36	5.03	0.00	0.00	0.00	0.00	2.36	5.03	7.39	0.00	5.60	1.40	7.00	
Sec. 88-89&94-95	0.00	0.00	0.00	0.00	0.00	0.00	0.00	0.00	0.00	0.00	0.00	0.00	0.00	0.00	0.00	0.00	0.00	123.37	44.55	16.04	183.96	
TOTAL	241.41	333.04	43.10	617.55	1055.00	656.04	328.51	2039.55	36.11	17.53	136.83	181.10	28.16	39.02	201.10	237.65	438.75	503.51	463.55	99.79	1066.85	

SCHEDULE OF CAPITAL RECEIPT OF INSTITUTIONAL/CHUNK SITES

Annexure F-3

-7-

(FIGURE IN CRORES)

Sites	Actual for 2011-12				Budget Estimate for 2012-13				Revised Budget Estimate for 2012-13									Budget Estimate for 2013-14			
	Instalments				Instalments				Instalments									Instalments			
	25%	Principal	Intt.	Total	25%	Principal	Intt.	Total	25% COST		Principal		Intt.		Total		Grand Total	20% / 25% / 30%	Principal	Intt.	Total
									04/12 TO 09/12	10/12 TO 03/13	04/12 TO 09/12	10/12 TO 03/13	04/12 TO 09/12	10/12 TO 03/13	04/12 TO 09/12	10/12 TO 03/13					
Nursing Site	0.00	0.00	0.00	0.00	5.00	4.55	1.92	11.47	0.00	0.00	0.00	0.00	0.00	0.00	0.00	0.00	0.00	13.24	9.54	0.44	23.22
School site	0.00	0.00	0.00	0.00	2.02	0.00	0.00	2.02	0.00	0.00	0.00	0.00	0.00	0.00	0.00	0.00	0.00	15.05	0.00	0.00	15.05
Hospital site	0.00	0.00	0.00	0.00	1.50	0.00	0.00	1.50	0.00	0.00	0.00	0.00	0.00	0.00	0.00	0.00	0.00	0.00	0.00	0.00	0.00
chunk sites	0.00	0.00	0.00	0.00	137.50	32.39	15.54	185.43	0.00	0.00	0.00	0.00	0.00	0.00	0.00	0.00	0.00	50.00	32.39	15.54	97.93
Medi city	0.00	0.00	0.00	0.00	0.00	0.00	0.00	0.00	0.00	0.00	0.00	0.00	0.00	0.00	0.00	0.00	0.00	145.20	0.00	0.00	145.20
Societies and other sites	59.50	8.02	0.80	68.32	0.00	0.00	0.00	0.00	0.00	0.00	20.33	0.00	6.00	0.00	26.33	0.00	26.33	0.00	30.38	4.15	34.53
<b>TOTAL</b>	<b>59.50</b>	<b>8.02</b>	<b>0.80</b>	<b>68.32</b>	<b>146.02</b>	<b>36.94</b>	<b>17.46</b>	<b>200.42</b>	<b>0.00</b>	<b>0.00</b>	<b>20.33</b>	<b>0.00</b>	<b>6.00</b>	<b>0.00</b>	<b>26.33</b>	<b>0.00</b>	<b>26.33</b>	<b>223.49</b>	<b>72.31</b>	<b>20.13</b>	<b>315.93</b>

SCHEDULE OF CAPITAL RECEIPT OF COMMERCIAL BUILT UP BOOTHS AND SCO'S

Annexure F-4

(FIGURE IN CRORES)

Schemes	Actual for 2011-12				Budget Estimate for 2012-13				Revised Budget Estimate for 2012-13									Budget Estimate for 2013-14				
	Instalments				Instalments				Instalments									Instalments				
	25%	Principal	Intt.	Total	25%	Principal	Intt.	Total	25% COST		Principal		Intt.		Total			20% / 25% / 30%	Principal	Intt.	Total	
									04/12 TO 09/12	10/12 TO 03/13	04/12 TO 09/12	10/12 TO 03/13	04/12 TO 09/12	10/12 TO 03/13	04/12 TO 09/12	10/12 TO 03/13	Grand Total					
700 No. Booths	6.63	4.51	0.00	11.14	0.00	0.00	0.00	0.00	46.40	0.00	0.00	0.00	0.00	0.00	0.00	46.40	0.00	46.40	0.00	67.72	0.00	67.72
OLD SEC. Due in current year incl 200 no. booths and arrears	36.40	10.10	1.27	47.77	100.00	115.12	38.90	254.02	0.54	12.00	19.03	30.00	1.00	3.00	20.57	45.00	65.57	0.00	60.00	10.00	70.00	
Fresh Auction	0.00	0.00	0.00	0.00	0.00	0.00	0.00	0.00	0.00	0.00	0.00	0.00	0.00	0.00	0.00	0.00	0.00	37.00	0.00	0.00	37.00	
<b>TOTAL</b>	<b>43.03</b>	<b>14.61</b>	<b>1.27</b>	<b>58.91</b>	<b>100.00</b>	<b>115.12</b>	<b>38.90</b>	<b>254.02</b>	<b>46.94</b>	<b>12.00</b>	<b>19.03</b>	<b>30.00</b>	<b>1.00</b>	<b>3.00</b>	<b>66.97</b>	<b>45.00</b>	<b>111.97</b>	<b>37.00</b>	<b>127.72</b>	<b>10.00</b>	<b>174.72</b>	

-9-

SCHEDULE OF OTHER MISC. RECEIPT OF CAPITAL NATURE-ADDITIONAL PRICE

ANNEXURE F-5  
(FIGURE IN CRORES)

Scheme	Actual for 2011-12				Budget Estimate for 2012-13				Revised Budget Estimate for 2012-13										Budget Estimate for 2013-14			
	Instalments				Instalments				Instalments										Instalments			
									25% COST		Principal		Intt.		Total		20%	Principal	Intt.	Total		
	25%	Principal	Intt.	Total	25%	Principal	Intt.	Total	04/12 TO 09/12	10/12 TO 03/13	04/12 TO 09/12	10/12 TO 03/13	04/12 TO 09/12	10/12 TO 03/13	04/12 TO 09/12	10/12 TO 03/13					Grand Total	
Sec. 76-80	0.00	0.00	0.00	0.00	0.00	0.00	0.00	0.00	0.00	0.00	0.00	0.00	0.00	0.00	0.00	0.00	0.00	50.00	0.00	0.00	50.00	
TOTAL	0.00	0.00	0.00	0.00	0.00	0.00	0.00	0.00	0.00	0.00	0.00	0.00	0.00	0.00	0.00	0.00	0.00	50.00	0.00	0.00	50.00	

- 10r

Revised Budget Estimate 2012-13 and Budget Estimate for 2013-14 relating to EDC / Licence fee / SIF / UDF / Penal Interest etc.

Fig. in crores

Head	Actual for 2011-12	Budget Estimate for 2012-13	Revised Budget Estimate for 2012-13			Budget Estimate for 2013-14
			Actual 4/12 to 9/12	Anticipated 10/12 to 03/13	Total	
Arrear of EDC (Arrear as on 31-3-2012 Rs.197Crore)	92.07	125.00	46.00	61.00	107.00	40.00
Fresh EDC			27.00	19.00	46.00	109.00
Arrear of Licence fee (Arrear as on 31-3-2012 Rs.24 crore.)	50.17	25.00	3.00	15.00	18.00	6.00
Fresh Licence fee			15.00	3.00	18.00	21.00
SIF	13.86	0.00	0.10	0.20	0.30	1.00
UDF	0.42	0.00	0.06	0.10	0.16	0.10
Penal Interest	0.07	0.00	0.63	0.05	0.68	0.25
Misc. receipts						
Total	156.59	150.00	91.79	98.35	190.14	177.35

- 11 -

Annexure-H											
Schedule of Revised Budget Estimate for the year 2012-13 and Budget Estimate for the year 2013-14 for Land Acquisition (Fig. In crores)											
Sr. No.		Est. cost.	Exp. Upto 3/2012	Budget Est. 2012-13	Actual exp. 4/12 to 9/12	Anticipated Exp. 10/12 to 3/2013	Total Exp. 2012-13	Excess	Surrender	Budget Est. 2013-14	Remarks.
I	II	III	IV	V	VI	VII	VIII	IX	X	XI	XII
	<b>Urban Estates</b>										
1	Acquisition of land for I.T. City (Area 1688.88 Acre)	2852.72	1958.00	100.00	85.00	115.00	200.00	100.00	0.00	22.00	Due to land pooling
2	Acquisition of remaining land for Mix Land use (Total area 16.4540 acre+50 Acre) Aero city	24.68	0.00	0.00	0.00	10.00	10.00	10.00	0.00	5.00	Land Pooling
3	Acquisition of Land for New Sec. 88 & 89 (662.91 + 0.87 Acre)	1191.44	50.00	50.00	23.00	66.00	89.00	39.00	0.00	22.00	Due to land pooling
4	Acquisition of land for Sector-90, Mohali (222.14 acre) Part of 88-89	400.00	0.00	35.00	0.00	10.00	10.00	0.00	25.00	50.00	Due to land pooling
5	Acquisition of land for Setting up of Urban Estate Mullanpur (160 acre/Medicity-2)	243.00	0.00	20.00	0.00	0.00	0.00	0.00	20.00	4.00	Due to land pooling
6	Acquisition of land for setting up Urban Estate Phase-2 at Mullanpur (439 Acre)	518.00	0.00	150.00	0.00	0.00	0.00	0.00	150.00	11.00	Due to land pooling
7	Acquisition of balance land of Mullanpur for different purposes	7875.00	0.00	0.00	0.00	0.00	0.00	0.00	0.00	1000.00	50% Land Pooling
8	Payment of enhancement /Compensations to landowners.	50.00	0.00	50.00	7.00	45.00	52.00	2.00	0.00	250.00	
	<b>Sub Total</b>	<b>13154.84</b>	<b>2008.00</b>	<b>405.00</b>	<b>115.00</b>	<b>246.00</b>	<b>361.00</b>	<b>151.00</b>	<b>195.00</b>	<b>1364.00</b>	
	<b>Infrastructure</b>										
1	Acquisition of land for the memorial of Baba Banda Singh Bahadur at Chappar Chiri (14 Acre)	27.00	22.00	4.74	0.00	4.74	4.74	0.00	0.00	0.18	
2	Acquisition of land for const./up gradation of 200 feet wide road from Shiswan Kurali T-junction to Mullanpur (8 Km) (89.37+42.41= 131.78 acre)	197.67	187.00	20.00	3.00	7.00	10.00	0.00	10.00	25.00	
3	Acquisition of land for Remaining Khasra for alignment of Mix Land Use from Sec-66-66A Junction to NH 64 near Chhat ( Balance 50.2917 Acre)	75.00	0.00	6.00	0.00	0.00	0.00	0.00	6.00	28.00	
4	Acquisition of land for 200' wide road from NH-64 (VIII. Chatt) to Shipra Estate (6 Acre)	14.00	0.00	25.00	0.00	0.00	0.00	0.00	25.00	30.00	50% share to be received from Haryana Govt.
5	Acquisition of land for 200' wide road from Sector-74 to NH-21 (50 Acres approx.)	118.00	0.00	129.00	0.00	118.00	118.00	0.00	11.00	0.00	

-12-

Sr. No.		Est. cost.	Exp. Upto 3/2012	Budget Est. 2012-13	Actual exp. 4/12 to 9/12	Anticipated Exp. 10/12 to 3/2013	Total Exp. 2012-13	Excess	Surrender	Budget Est. 2013-14	Remarks.
I	II	III	IV	V	VI	VII	VIII	IX	X	XI	XII
6	Acquisition of land for common solid waste management facility in the area of Tehsil Kharar, SAS Nagar- Village Sawara, Rasanheri, Jhajjeri (58.7999 acre)	10.00	0.00	25.00	6.24	25.00	31.24	6.24	0.00	0.00	Token provision made.
7	Acquisition of road between Sector-99/100, Railway line Sector-104 (Total area 14.4124 acre)	21.67	0.00	20.50	0.00	0.00	0.00	0.00	20.50	0.00	
8	Acquisition of land for 150 feet wide road from Sector-74 to to NH 21 (Total area 17.8562 Acre)	27.00	0.00	2.00	0.00	0.00	0.00	0.00	2.00	27.00	Token provision made.
9	Acquisition of land for setting-up of Kabarsthan (Total area 4.475 acre)	8.00	4.40	0.24	0.00	0.00	0.00	0.00	0.24	3.76	
10	Acquisition of land for new road PR-4( PR-6, 233 Acre,6kms.) (PR4-182, PR6-54)	350.00	0.00	300.00	0.00	0.00	0.00	0.00	300.00	350.00	
11	Acquisition of land for 200' wide road from Sector 87-97, 96-98, 85-99 and 84-99 (43.89 Acres)	87.78	0.00	0.00	0.00	0.00	0.00	0.00	0.00	87.78	
12	Acquisition of land for 100' wide road Sector 96-106 and 98-105 (10.15 Acre)	20.30	0.00	0.00	0.00	0.00	0.00	0.00	0.00	20.30	
13	Acquisition of land for setting up Water Treatment Plan at Jandpur Sector 124 (100 Acre)	150.00	0.00	0.00	0.00	0.00	0.00	0.00	0.00	150.00	
14	Acquisition of land for 200' wide road from Sector 97-98, 86-87 and 105-106 up to Kharar Banour Road (76.462)	152.92	0.00	0.00	0.00	0.00	0.00	0.00	0.00	152.92	
15	Acquisition of land for S.T.P and Electricity Grid in Eco City Phase-I (4.50 Acre)	9.00	0.00	0.00	0.00	0.00	0.00	0.00	0.00	9.00	
16	Acquisition of land for Water Treatment Plant in Aero City (5 Acre)	10.00	0.00	0.00	0.00	0.00	0.00	0.00	0.00	10.00	
17	Acquisition of land for Service Lane (Zirakpur to Ambala Highway 60 Acre)	66.00	0.00	0.00	0.00	0.00	0.00	0.00	0.00	66.00	
	<b>Sub Total</b>	<b>1344.34</b>	<b>213.40</b>	<b>532.48</b>	<b>9.24</b>	<b>154.74</b>	<b>163.98</b>	<b>6.24</b>	<b>374.74</b>	<b>959.94</b>	
	<b>Grand Total</b>	<b>14499.18</b>	<b>2221.40</b>	<b>937.48</b>	<b>124.24</b>	<b>400.74</b>	<b>524.98</b>	<b>157.24</b>	<b>569.74</b>	<b>2323.94</b>	

- 13 -

Social Houses											Annexure-I	
Scheme wise breakup of revised budget estimate for the year 20012-13 and budget estimate for the year 2013-14												
											( Figures in Crores )	
Sr.No.	Name of Scheme	Wing	Est. cost	Exp. Upto 3/12	Budget Est. 2012-13	Actual Exp. 4/12 to 9/12	Anticipate d Exp. 10/12 to 3/13	Revised B.E. for 2012-13	Excess	Surrender	Budget Estimates 2013-14	Remarks
I	II		III	IV	V	VI	VII	VIII	IX	X	XI	XII
1	Purab Apartment, sector 88 ( Phase -1)	C	662.00	0.00	458.30	0.00	0.25	0.25	0.00	458.05	300.00	C-2
		PH	81.00	0.00		0.00	0.00	0.00	0.00	0.00	60.50	PH-2
		E	45.00	0.00		0.00	0.00	0.00	0.00	0.00	45.00	Electical
		H	1.00	0.00		0.00	0.00	0.00	0.00	0.00	0.50	H
	<b>Sub Total</b>		<b>789.00</b>	<b>0.00</b>	<b>458.30</b>	<b>0.00</b>	<b>0.25</b>	<b>0.25</b>	<b>0.00</b>	<b>458.05</b>	<b>406.00</b>	
2	Purab Apartment, sector 88 ( Phase -2)	C	800.00	0.00	0.00	0.00	0.00	0.00	0.00	0.00	60.90	C-2
		PH	100.00	0.00		0.00	0.00	0.00	0.00	0.00	30.00	PH-2
		E	80.00	0.00		0.00	0.00	0.00	0.00	0.00	9.00	Electical
		H	1.00	0.00		0.00	0.00	0.00	0.00	0.00	0.10	H
	<b>Sub Total</b>		<b>981.00</b>	<b>0.00</b>	<b>0.00</b>	<b>0.00</b>	<b>0.00</b>	<b>0.00</b>	<b>0.00</b>	<b>0.00</b>	<b>100.00</b>	
3	Const. of 3400 EWS houses at different places		200.00	0.00	0.00	0.00	0.00	0.00	0.00	0.00	20.00	C/PH/E/H
	<b>Sub Total</b>		<b>200.00</b>	<b>0.00</b>	<b>0.00</b>	<b>0.00</b>	<b>0.00</b>	<b>0.00</b>	<b>0.00</b>	<b>0.00</b>	<b>20.00</b>	
	<b>Grant Total</b>		<b>1970.00</b>	<b>0.00</b>	<b>458.30</b>	<b>0.00</b>	<b>0.25</b>	<b>0.25</b>	<b>0.00</b>	<b>458.05</b>	<b>526.00</b>	



-14-

DEVELOPMENT OF URBAN ESTATE											Annexure-L	
Scheme wise breakup of Revised Budget Estimate for the year 2012-13 and Budget Estimate for the year 2013-14											Fig. in Crores	
Sr.No.	Name of Scheme	Wing	Est. Cost	Exp. Upto 3/12	Budget Est. 2012-13	Actual Exp. 4/12 to 9/12	Anti.Exp. 10/12 to 3/13	Total Exp. 2012-13	Excess	Surrender	B.E. 2013-14	Remarks
I	II	IV	V	VI	VII	VIII	IX	X	XI	XII	XIII	XIV
	<b>WORKS EXPENDITURE</b>											
	<u>Urban Estates</u>											
1	Development of Sec 76-80	C	38.75	8.10	25.00	0.70	1.00	1.70	0.00	23.30	20.00	C-1
		C	21.16	7.15	26.67	2.21	0.00	2.21	0.00	24.46	2.00	C-2
		PH	31.16	21.21	14.82	1.83	0.00	1.83	0.00	12.99	10.00	PH-2
		PH	20.51	0.13	10.36	1.09	1.20	2.29	0.00	8.07	17.78	PH-1
		E	3.85	0.52	2.08	0.00	0.00	0.00	0.00	2.08	0.00	Electical
		E	7.67	0.00	3.35	0.03	0.00	0.03	0.00	3.32	2.00	Electy
		Hort.	6.59	1.56	2.00	0.01	0.05	0.06	0.00	1.94	1.00	Hort.
	<b>Sub Total</b>		<b>129.69</b>	<b>38.67</b>	<b>84.28</b>	<b>5.87</b>	<b>2.25</b>	<b>8.12</b>	<b>0.00</b>	<b>76.16</b>	<b>52.78</b>	
2	Development of City Centre - Sec 62	C	21.00	0.08	11.10	0.00	0.03	0.03	0.00	11.07	10.00	C-1&2
		PH	12.00	0.00	0.10	0.00	0.00	0.00	0.00	0.10	7.50	PH-2
		PH	0.00	0.00	0.03	0.00	0.03	0.03	0.00	0.00	0.03	PH-1
		E	0.75	0.00	0.00	0.00	0.30	0.30	0.30	0.00	0.45	Electical
		E	5.00	0.00	2.00	0.00	0.00	0.00	0.00	2.00	2.00	Electy
		Hort.	0.00	0.00	0.00	0.00	0.00	0.00	0.00	0.00	0.00	
		Proj.	5.01	1.88	0.20	0.00	0.50	0.50	0.30	0.00	0.50	Proj.
	<b>Sub Total</b>		<b>43.76</b>	<b>1.96</b>	<b>13.43</b>	<b>0.00</b>	<b>0.86</b>	<b>0.86</b>	<b>0.60</b>	<b>13.17</b>	<b>20.48</b>	
3	Development of Aerocity (Right & Left side)	C	57.00	0.00	57.00	13.05	30.00	43.05	0.00	13.95	14.00	C-1
		PH	64.95	0.30	50.00	14.34	21.14	35.48	0.00	14.52	30.42	PH-1
		E	100.00	0.58	43.00	11.92	26.08	38.00	0.00	5.00	62.00	Electy
		Proj.	51.00	0.00	50.00	6.81	28.19	35.00	0.00	15.00	15.00	Proj.
		Hort.	8.11	0.00	0.20	0.00	0.00	0.00	0.00	0.20	3.40	Hort.
	<b>Sub Total</b>		<b>281.06</b>	<b>0.88</b>	<b>200.20</b>	<b>46.12</b>	<b>105.41</b>	<b>151.53</b>	<b>0.00</b>	<b>48.67</b>	<b>124.82</b>	

-15-

Sr.No.	Name of Scheme	Wing	Est. Cost	Exp. Upto 3/12	Budget Est. 2012-13	Actual Exp. 4/12 to 9/12	Anti.Exp. 10/12 to 3/13	Total Exp. 2012-13	Excess	Surrender	B.E. 2013-14	Remarks	
I	II	IV	V	VI	VII	VIII	IX	X	XI	XII	XIII	XIV	
4	Development of Eco-city -1	C	64.02	2.00	40.00	0.01	23.85	23.86	10.83	0.00	40.17	C-2	
		PH	75.11	0.00		0.00	15.00	15.00		0.00	60.00	PH-2	
		E	40.00	0.00		0.00	11.97	11.97		0.00	25.00	Electical	
		Hort.	4.40	0.00		0.00	0.00	0.00		0.00	2.00	Hort.	
<b>Sub Total</b>			<b>183.53</b>	<b>2.00</b>	<b>40.00</b>	<b>0.01</b>	<b>50.82</b>	<b>50.83</b>	<b>10.83</b>	<b>0.00</b>	<b>127.17</b>		
5	Development of Medicity-I	C	16.00	0.00	20.00	0.00	0.10	0.10	0.00	19.90	5.00	C-2	
		PH		0.00		0.00	0.00	PH-2					
		E		0.00		0.00	0.00	Electical					
		Hort.		0.00		0.00	0.00	Hort.					
<b>Sub Total</b>			<b>16.00</b>	<b>0.00</b>	<b>20.00</b>	<b>0.00</b>	<b>0.10</b>	<b>0.10</b>	<b>0.00</b>	<b>19.90</b>	<b>5.00</b>		
6	Development of ECO city-II		170.00	0.00	0.00	0.00	0.00	0.00	0.00	0.00	2.00		
7	Development of Medicity-II	C/PH/E	30.00	0.00	0.00	0.00	0.00	0.00	0.00	0.00	1.00		
8	Development of Knowledge City / I.T. city / Urban Estate Sec. 82 A and 83 / PR-9	C	226.00	0.00	10.00	0.00	20.00	20.00	10.00	0.00	155.00	C-1	
		PH	45.00	0.00	8.00	0.00	0.00	0.00	0.00	8.00	40.00	PH-1	
		E	100.00	0.00	2.00	0.00	1.00	1.00	0.00	1.00	20.00	Electy	
		Hort.	5.00	0.00	0.00	0.00	0.00	0.00	0.00	0.00	0.00	0.00	Hort.
<b>Sub Total</b>			<b>376.00</b>	<b>0.00</b>	<b>20.00</b>	<b>0.00</b>	<b>21.00</b>	<b>21.00</b>	<b>10.00</b>	<b>9.00</b>	<b>215.00</b>		
9	Development of Sec 88-89 & 94-95	C	100.00	0.00	0.00	0.00	0.00	0.00	0.00	0.00	50.00	C-1/Project	
		PH	70.00	0.00	0.00	0.00	0.00	0.00	0.00	0.00	20.00	PH-1	
		E	60.00	0.00	0.00	0.00	0.00	0.00	0.00	0.00	0.00	0.00	Electical
		E	40.00	0.00	0.00	0.00	0.00	0.00	0.00	0.00	0.00	10.00	Electy
		Hort.	0.00	0.00	0.00	0.00	0.00	0.00	0.00	0.00	0.00	0.00	
<b>Sub Total</b>			<b>270.00</b>	<b>0.00</b>	<b>0.00</b>	<b>0.00</b>	<b>0.00</b>	<b>0.00</b>	<b>0.00</b>	<b>0.00</b>	<b>80.00</b>		

-16-

Sr.No.	Name of Scheme	Wing	Est. Cost	Exp. Upto 3/12	Budget Est. 2012-13	Actual Exp. 4/12 to 9/12	Anti.Exp. 10/12 to 3/13	Total Exp. 2012-13	Excess	Surrender	B.E. 2013-14	Remarks
I	II	IV	V	VI	VII	VIII	IX	X	XI	XII	XIII	XIV
10	Const of 670 No. booths	C	16.60	0.00	10.00	5.80	6.70	12.50	2.50	0.00	0.00	D.E. (H.Q.)
		PH	0.37	0.00	0.00	0.00	0.20	0.20	0.20	0.00	0.00	PH-2
		E	1.25	0.00	0.55	0.00	1.25	1.25	0.70	0.00	0.00	Electical
	<b>Sub Total</b>		<b>18.22</b>	<b>0.00</b>	<b>10.55</b>	<b>5.80</b>	<b>8.15</b>	<b>13.95</b>	<b>3.40</b>	<b>0.00</b>	<b>0.00</b>	
11	Development of Dashmesh Nagar urban estate at Shri Anandpur Sahib.	C/PH/E	6.00	0.00	0.00	0.00	0.00	0.00	0.00	0.00	6.00	
12	Development of Golf Acadmey	C	12.00	4.00	0.70	1.08	2.68	3.76	3.06	0.00	1.00	C-1
		PH	3.08	1.48	0.55	0.07	0.62	0.69	0.14	0.00	0.85	PH-1
		E	2.00	0.00	0.20	0.03	1.47	1.50	1.30	0.00	0.10	Electy.
		Hort.	0.00	0.00	0.00	0.00	0.00	0.00	0.00	0.00	0.00	0.00
	<b>Sub Total</b>		<b>17.08</b>	<b>5.48</b>	<b>1.45</b>	<b>1.18</b>	<b>4.77</b>	<b>5.95</b>	<b>4.50</b>	<b>0.00</b>	<b>1.95</b>	
13	Dev. Of Sector 87		56.00	0.00	0.00	0.00	0.00	0.00	0.00	0.00	1.00	C-1
14	Dev. Of Sector 97		5.00	0.00	0.00	0.00	0.00	0.00	0.00	0.00	1.00	C-1
	<b>Gross Total-(A)</b>		<b>1602.34</b>	<b>48.99</b>	<b>389.91</b>	<b>58.98</b>	<b>193.36</b>	<b>252.34</b>	<b>29.33</b>	<b>166.90</b>	<b>638.20</b>	

-17-

Sr.No.	Name of Scheme	Wing	Est. Cost	Exp. Upto 3/12	Budget Est. 2012-13	Actual Exp. 4/12 to 9/12	Anti.Exp. 10/12 to 3/13	Total Exp. 2012-13	Excess	Surrender	B.E. 2013-14	Remarks
I	II	IV	V	VI	VII	VIII	IX	X	XI	XII	XIII	XIV
	<b>Infrastructure Works</b>											
1	200' wide road from junction 82-A- Sec 66-B - NH 64 (Chhat Road)	C	45.00	14.00	58.50	1.31	11.32	12.63	0.00	45.87	19.00	C-1
		PH	23.76	9.47	17.00	0.36	2.89	3.25	0.00	13.75	10.00	PH-1
		E	1.60	0.00	0.50	0.36	0.55	0.91	0.41	0.00	0.70	Electy.
		Hort.	0.00	0.00	0.00	0.00	0.00	0.00	0.00	0.00	0.00	
	<b>Sub Total</b>		<b>70.36</b>	<b>23.47</b>	<b>76.00</b>	<b>2.03</b>	<b>14.76</b>	<b>16.79</b>	<b>0.41</b>	<b>59.62</b>	<b>29.70</b>	
2	Junction NH 64 and Aero City Road Village Chatt		100.00	0.00	0.00	0.00	0.00	0.00	0.00	0.00	25.00	C-1
3	New Road 200' wide NH -64 - Chhat - to NH 22 (PR 7) 2 segments	C/PH/E	30.00	0.00	2.00	0.00	12.00	12.00	10.00	0.00	15.50	C-1
4	Junction on NH-64 (PR-7)		100.00	0.00	0.00	0.00	0.00	0.00	0.00	0.00	5.00	
5	Development of Road 300' wide Airport Road (Part-2)	C	25.00	12.00	4.00	0.35	0.00	0.35	0.00	3.65	0.00	C-1
		PH	22.00	0.00	10.00	0.00	9.18	9.18	0.00	0.82	1.50	PH-1
		E	2.00	0.00	0.38	0.01	0.25	0.26	0.00	0.12	1.75	Electy.
		Hort.	0.00	0.00	0.00	0.00	0.00	0.00	0.00	0.00	0.00	0.00
	<b>Sub Total</b>		<b>49.00</b>	<b>12.00</b>	<b>14.38</b>	<b>0.36</b>	<b>9.43</b>	<b>9.79</b>	<b>0.00</b>	<b>4.59</b>	<b>3.25</b>	
6	Const. of 200/100' wide road from junction 80-81,84-85 to 98-99,104-105	C	0.00	0.00	0.00	0.00	0.00	0.00	0.00	0.00	0.00	
		PH	13.38	7.38	5.00	2.90	0.11	3.01	0.00	1.99	0.92	PH-1
		E	1.50	0.00	0.00	0.44	0.50	0.94	0.94	0.00	0.56	Electical
		Proj.	38.38	11.07	22.50	3.61	9.00	12.61	0.00	9.89	0.00	Proj.
		Hort.	0.00	0.00	0.00	0.00	0.00	0.00	0.00	0.00	0.00	0.00
	<b>Sub Total</b>		<b>53.26</b>	<b>18.45</b>	<b>27.50</b>	<b>6.95</b>	<b>9.61</b>	<b>16.56</b>	<b>0.94</b>	<b>11.88</b>	<b>1.48</b>	
7	100' wide road 66A-66 B,81-82 along with railway line	C	14.50	5.20	8.00	0.71	3.00	3.71	0.00	4.29	2.00	C-1
		PH	0.91	0.18	0.5	0.06	0.15	0.21	0	0.29	0.55	PH-1
		E	0.55	0.00	0.20	0.00	0.30	0.30	0.10	0.00	0.25	
		Hort.	0.00	0.00	0.00	0.00	0.00	0.00	0.00	0.00	0.00	0.00
	<b>Sub Total</b>		<b>15.96</b>	<b>5.38</b>	<b>8.70</b>	<b>0.77</b>	<b>3.45</b>	<b>4.22</b>	<b>0.10</b>	<b>4.58</b>	<b>2.80</b>	

Sr.No.	Name of Scheme	Wing	Est. Cost	Exp. Upto 3/12	Budget Est. 2012-13	Actual Exp. 4/12 to 9/12	Anti.Exp. 10/12 to 3/13	Total Exp. 2012-13	Excess	Surrender	B.E. 2013-14	Remarks	
I	II	IV	V	VI	VII	VIII	IX	X	XI	XII	XIII	XIV	
8	New Road 100' / 150' wide from Jn 79/80/85/86 to Kharar Banur Road	C	14.00	4.80	10.00	0.00	7.70	7.70	0.00	2.30	1.00	C-1	
		PH	0.00	0.00	0.00	0.00	0.00	0.00	0.00	0.00	0.00		
		E	1.60	0.00	0.50	0.00	0.50	0.50	0.50	0.00	0.00	0.20	
		Hort.	0.00	0.00	0.00	0.00	0.00	0.00	0.00	0.00	0.00	0.00	
<b>Sub Total</b>			<b>15.60</b>	<b>4.80</b>	<b>10.50</b>	<b>0.00</b>	<b>8.20</b>	<b>8.20</b>	<b>0.00</b>	<b>2.30</b>	<b>1.20</b>		
9	New Road 170' - Bawa White House to Knowledge City	C	12.00	0.00	11.00	1.25	9.75	11.00	0.00	0.00	1.00	C-1	
		PH	1.21	0.69	0.00	0.24	0.30	0.54	0.54	0.00	0.00	PH-1	
		E	0.50	0.00	0.00	0.00	0.35	0.35	0.35	0.00	0.15	Electy.	
		Hort.	0.00	0.00	0.00	0.00	0.00	0.00	0.00	0.00	0.00	0.00	
<b>Sub Total</b>			<b>13.71</b>	<b>0.69</b>	<b>11.00</b>	<b>1.49</b>	<b>10.40</b>	<b>11.89</b>	<b>0.89</b>	<b>0.00</b>	<b>1.15</b>		
10	Widening and Strengthing upgradation of 200' wide road of Jn point 66/67 80/81 upto the end of sector 73/74 (b) Sec 74 to Kharar NH 21 (TDI Road) Including const.& beautification of Singh Sahida Gurudwara Chowk	C	93.00	25.85	5.75	0.00	0.00	0.00	0.00	5.75	60.00	C-1&2	
		PH	32.24	1.70	0.02	0.01	0.00	0.01	0.00	0.00	0.01	20.00	PH-2
		E	2.50	0.00	2.28	0.00	0.00	0.00	0.00	0.00	2.28	2.50	E
		Hort.	0.00	0.00	0.00	0.00	0.00	0.00	0.00	0.00	0.00	0.46	Hort.
<b>Sub Total</b>			<b>127.74</b>	<b>27.55</b>	<b>8.05</b>	<b>0.01</b>	<b>0.00</b>	<b>0.01</b>	<b>0.00</b>	<b>8.04</b>	<b>82.96</b>		
11	(a) Road 200' wide Mullanpur - Siswan T junction	C	86.00	3.70	65.00	1.26	12.54	13.80	0.00	51.20	52.50	C-2	
		PH	11.00	0.00	0.00	0.00	0.00	0.00	0.00	0.00	11.00	PH-2	
		E	4.62	0.00	0.00	0.16	0.04	0.20	0.20	0.00	4.42	Electical	
		Hort.	1.00	0.00	0.00	0.00	0.00	0.00	0.00	0.00	0.00	1.00	Hort.
	(b) Service Lines	C	40.00	0.00	0.00	0.00	0.00	0.00	0.00	0.00	20.00	C-2	
<b>Sub Total</b>			<b>142.62</b>	<b>3.70</b>	<b>65.00</b>	<b>1.42</b>	<b>12.58</b>	<b>14.00</b>	<b>0.20</b>	<b>51.20</b>	<b>88.92</b>		
12	New Road PR 4 (150 acres) 9 kms	C	0.00	0.00	0.00	0.00	0.00	0.00	0.00	0.00	3.00		
		PH	25.00	0.00	0.00	0.00	0.00	0.00	0.00	0.00	0.50	PH-2	
		E	0.00	0.00	0.00	0.00	0.00	0.00	0.00	0.00	1.00	Electy.	
		Hort.	0.00	0.00	0.00	0.00	0.00	0.00	0.00	0.00	0.00	0.00	
<b>Sub Total</b>			<b>25.00</b>	<b>0.00</b>	<b>0.00</b>	<b>0.00</b>	<b>0.00</b>	<b>0.00</b>	<b>0.00</b>	<b>0.00</b>	<b>4.50</b>		

-19-

Sr.No.	Name of Scheme	Wing	Est. Cost	Exp. Upto 3/12	Budget Est. 2012-13	Actual Exp. 4/12 to 9/12	Anti.Exp. 10/12 to 3/13	Total Exp. 2012-13	Excess	Surrender	B.E. 2013-14	Remarks	
I	II	IV	V	VI	VII	VIII	IX	X	XI	XII	XIII	XIV	
13	New Road PR 6 6 kms	C	50.00	0.00	0.00	0.00	0.00	0.00	0.00	0.00	0.50	C2	
		PH	40.00	0.00	0.00	0.00	0.00	0.00	0.00	0.00	0.00	PH-2	
		E	10.00	0.00	0.00	0.00	0.00	0.00	0.00	0.00	0.00		
		Hort.	10.00	0.00	0.00	0.00	0.00	0.00	0.00	0.00	0.00		
<b>Sub Total</b>			<b>110.00</b>	<b>0.00</b>	<b>0.00</b>	<b>0.00</b>	<b>0.00</b>	<b>0.00</b>	<b>0.00</b>	<b>0.00</b>	<b>0.50</b>		
14	Grid roads in various sectors at S.A.S. Nagar	C	800.00	0.00	0.00	0.00	0.00	0.00	0.00	0.00	100.00	C	
		PH-1	96.53	0.00	5.00	0.00	0.00	0.00	0.00	0.00	5.00	10.00	PH-1
		PH-2	35.00	0.00	1.00	0.00	0.00	0.00	0.00	0.00	1.00	10.00	PH-2
		Electy	20.00	0.00	0.50	0.00	0.50	0.50	0.50	0.00	0.00	1.50	Electy
<b>Sub Total</b>			<b>951.53</b>	<b>0.00</b>	<b>6.50</b>	<b>0.00</b>	<b>0.50</b>	<b>0.50</b>	<b>0.00</b>	<b>6.00</b>	<b>121.50</b>		
15	Metro Rail Project		1090.00	0.00	0.00	0.00	0.00	0.00	0.00	0.00	140.00		
16	Dev. Of trunk services i.e. STP UGSR, Sub station, LT/HT, road work at Mullanpur		200.00	0.00	0.00	0.00	0.00	0.00	0.00	0.00	2.00		
17	Widening and Strenghting of road dividing sec 54/55 58/59 to sec 74/75 from Franco Hotel along with paver on footpaths		5.25	2.47	0.00	0.06	0.19	0.25	0.25	0.00	1.50	C-2	
18	Widening and strenghtening of road from sec 55-56 via vill Mohali to Verka Chowk	C/PH/E	9.00	0.00	3.00	0.00	0.00	0.00	0.00	3.00	9.00	C-1,2 +PH-2+E	
19	Widening and Strenghting of 100' wide road from Jn point of 59/60,71/72, Ptl Chowk upto cremation ground sec 57		7.00	4.69	0.00	0.28	0.35	0.63	0.63	0.00	0.05	C-2	
20	Strengthening of existing road and const. Of additional carriage way including PH work of shopping street road from junction of sector 61/62 to 58/59 (PTL chowk)		9.03	7.49	0.00	0.93	0.00	0.93	0.93	0.00	0.00	C-2	
21	Const. Of 100' wide road dividing Sector 92A/93 and 200' wide road dividing Sector 91/93 at SAS Nagar.		7.64	1.85	5.34	0.14	0.00	0.14	0.00	5.20	0.00	C-2	

-20-

Sr.No.	Name of Scheme	Wing	Est. Cost	Exp. Upto 3/12	Budget Est. 2012-13	Actual Exp. 4/12 to 9/12	Anti.Exp. 10/12 to 3/13	Total Exp. 2012-13	Excess	Surrender	B.E. 2013-14	Remarks
I	II	IV	V	VI	VII	VIII	IX	X	XI	XII	XIII	XIV
22	Widening and Strengthening of 100' wide road from the junction 61/62, 69/70 (kumbhra chowk) upto Sector 59/60, 71/72 (PCL Chowk at SAS Nagar		7.39	0.50	6.39	0.18	1.69	1.87	0.00	4.52	0.60	C-2
23	Strengthening of existing road comes under the jurisdiction of Municipal Corporation but work is to be done by GMADA		45.00	0.00	0.00	0.00	10.00	10.00	10.00	0.00	35.00	C-1
24	Widening and Strengthening of Road form Junction PTL Chowk upto new bus stand sector 57 via Industrial Area	C/PH/E	7.11	0.19	4.00	0.80	3.35	4.15	0.15	0.00	0.95	C/PH/E
25	Dev. Of commercial pocket and construction of 80' wide road adjoining the road dividing Sector 62/69 in Sector 69 at SAS Nagar.		3.91	0.00	4.00	0.00	0.00	0.00	0.00	4.00	2.00	C-2
26	Const. Of parking area back side commercial pockets of Sector 59, 60 & 61 at SAS Nagar.		3.43	2.56	0.00	0.87	0.00	0.87	0.87	0.00	0.00	C-2
27	Development of Parks in all sectors in S.A.S. Nagar	C	10.00	3.54	10.00	1.14	2.50	3.64	0.00	6.36	11.75	D.E. (C/R)
		PH	1.46	1.05	0	0.15	0.26	0.41	0.41	0	0.00	PH-1
		E	3.20	0.14	0.22	0.02	0.01	0.03	0.00	0.19	1.85	Electical
		Hort.	23.58	3.14	9.77	1.23	2.97	4.20	0	5.57	9.68	Hort.
<b>Sub Total</b>			<b>38.24</b>	<b>7.87</b>	<b>19.99</b>	<b>2.54</b>	<b>5.74</b>	<b>8.28</b>	<b>0.41</b>	<b>12.12</b>	<b>23.28</b>	
28	Development of Leisure Valley, Nature park, Auditorium and Music Academy	C/PH/E	86.69	0.00	0.00	0.35	0.36	0.71	0.71	0.00	10.00	D.E. (H.Q.)
29	Beautification of entry point	C/PH/E/H	5.30	0.00	1.50	0.53	0.21	0.74	0.00	0.76	1.70	Proj. Electy.
30	Upgradation of S/L system provided on horizontal Road from Jn.62/63,68/69 upto Bridge near cremation ground.		0.99	0.00	0.00	0.99	0.00	0.99	0.99	0.00	0.00	Elect
31	Aug of S/L & relocation existing V-4 road from PTL Chowk upto Bus Stand		1.10	0.00	0.00	0.80	0.30	1.10	1.10	0.00	0.00	Elect
32	P & F of different types of board at various places at SAS Nagar		4.97	3.29	0.00	0.01	0.28	0.29	0.29	0.00	0.10	C-2

-21-

Sr.No.	Name of Scheme	Wing	Est. Cost	Exp. Upto 3/12	Budget Est. 2012-13	Actual Exp. 4/12 to 9/12	Anti.Exp. 10/12 to 3/13	Total Exp. 2012-13	Excess	Surrender	B.E. 2013-14	Remarks
I	II	IV	V	VI	VII	VIII	IX	X	XI	XII	XIII	XIV
33	Realignment of open drain from UT STP to vill. Mattran through Aerocity		4.30	0.00	3.15	0.71	2.82	3.53	0.38	0.00	2.83	PH-1
34	Providing Public health (water supply and Sanitation), Electrical Infr. At Airport		2.00	0.00	0.00	0.00	0.00	0.00	0.00	0.00	2.00	
35	Prov. 66 KV grid sub station and 66 KV Lines for international Airport		26.00	0.00	0.00	0.00	3.00	3.00	3.00	0.00	24.00	Electy.
	<b>GRAND TOTAL-(B)</b>		<b>3369.13</b>	<b>126.95</b>	<b>277.00</b>	<b>22.22</b>	<b>109.22</b>	<b>131.44</b>	<b>32.25</b>	<b>177.81</b>	<b>638.47</b>	
	Misc. Works ( Part -C) P-22 to 24		79.71	12.66	33.35	5.97	8.99	14.96	6.16	24.55	34.92	
	Maintenance of Urban estate , other Misc. Works and community center etc. including all Civil , PH,Hort. & Elect. Works as per Annexure ( Part -D) P-25 to 27		37.80	40.82	17.67	4.24	6.07	10.30	2.98	10.35	16.07	
	<b>GROSS TOTAL-(A+B+C+D)</b>		<b>5088.98</b>	<b>229.42</b>	<b>717.93</b>	<b>91.41</b>	<b>317.64</b>	<b>409.04</b>	<b>70.72</b>	<b>379.61</b>	<b>1327.66</b>	



-22-

MISC. WORKS OF URBAN ESTATE									Annexure-L		
Scheme wise breakup of Revised Budget Estimate for the year 2012-13 and Budget Estimate for the year 2013-14									Fig. in Crores		
Sr.No.	Name of Scheme	Est. Cost	Exp. Upto 3/12	Budget Est. 2012-13	Actual Exp. 4/12 to 9/12	Anti.Exp. 10/12 to 3/13	Total Exp. 2012-13	Excess	Surrender	B.E. 2013-14	Remarks
I	II	V	VI	VII	VIII	IX	X	XI	XII	XIII	XIV
	<b>Misc. Works</b>										
1	Const. of boundry wall/ Service Road with culverts in area of defence (GREF)	0.78	0.10	0.88	0.00	0.23	0.23	0.00	0.65	0.00	C-2
2	Const. of Foot Bridge for the residents of site and service scheme	1.00	0.29	1.00	0.67	0.00	0.67	0.00	0.33	0.00	C-2
3	Const. Of retaining wall double cell culver and Mtc of 200' wide road from Sector 48 to 65 at SAS Nagar	0.18	0.02	0.18	0.00	0.00	0.00	0.00	0.18	0.10	C-2
4	Providing Street Lighting and traffic signals on 200' wide road Sector 48 to Sector 65 Mohali	1.00	0.44	0.10	0.00	0.00	0.00	0.00	0.10	0.00	Electy.
5	P & F of Stainless Board and number Plates in various Sectors at SAS nagar.	3.85	0.00	0.00	0.00	0.00	0.00	0.00	0.00	1.50	C-2
6	Road from Sec. 55 Gayatri Mandir to Gurudwara Sahib Ph-6 (1.2 KM)	0.22	0.00	0.00	0.00	0.13	0.13	0.13	0.00	0.00	PH-2
7	W/S of Road dividing 54/55 to diplast Chowk , P&F road safety infrast.on 60' and 80' roads, Multiplay system sec. 65,66,67,68,Group-D, safety infrast.on sec. 63 to 71 and industrial Area SAS Nagar ( C+PH )	7.74	1.79	0.83	0.58	0.47	1.05	0.22	0.00	1.15	(C1-C2-PH-1+PH2)
8	Survey and consultancy of new sector/roads.	1.20	0.00	0.60	0.00	1.15	1.15	0.55	0.00	0.55	C-1
9	Const. Of Rehri Market/Parking	2.45	1.86	0.20	0.00	0.00	0.00	0.00	0.20	0.00	C-2
10	P&L PC on parking area commercial pocket	0.16	0.18	0.05	0.00	0.00	0.00	0.00	0.05	0.05	C-2
11	Comm. Pocket sec.66	1.00	0.00	2.00	0.00	0.00	0.00	0.00	2.00	2.00	C-1
12	Dev of Comm parking Pocket 71	0.90	0.00	0.90	0.00	0.00	0.00	0.00	0.90	0.00	C-2
13	Shifting of storm water drainage scheme on 100' wide shoping road in Sec. 56, SAS Nagar	0.24	0.00	0.10	0.00	0.10	0.10	0.00	0.00	0.00	PH-2
14	Prov. Electrification in commercial pocket Sector - 66, Mohali.	0.30	0.00	0.30	0.00	0.00	0.00	0.00	0.30	0.00	Electy.
15	Prov. Electrification in commercial pocket 'A' Sector - 71	0.20	0.00	0.20	0.00	0.10	0.10	0.00	0.10	0.00	Electy.
16	Providing P.H services in Commercial Pocket Sec 69. S.A.S Nagar	0.30	0.00	0.05	0.00	0.00	0.00	0.00	0.05	0.00	PH-2
17	Dev. of parking/ Misc. works in various sectors	0.50	0.00	0.45	0.00	0.00	0.00	0.00	0.45	0.00	C-2

-23-

Sr.No.	Name of Scheme	Est. Cost	Exp. Upto 3/12	Budget Est. 2012-13	Actual Exp. 4/12 to 9/12	Anti.Exp. 10/12 to 3/13	Total Exp. 2012-13	Excess	Surrender	B.E. 2013-14	Remarks
I	II	V	VI	VII	VIII	IX	X	XI	XII	XIII	XIV
18	6 Lane RCC bridge	0.00	0.00	0.00	0.29	0.00	0.29	0.29	0.00	0.00	C-2
19	Channelisation of Choe RD 3691-3850	1.00	0.00	1.00	0.00	0.00	0.00	0.00	1.00	1.00	PH-1
20	Shallow Tubewells for Horticulture work in various parks in Mohali	0.00	0.00	1.50	0.00	1.50	1.50	0.00	0.00	1.50	PH-1
21	Working women hostel/old age home	0.40	0.00	0.40	0.00	0.00	0.00	0.00	0.40	0.00	PH-1& Electy.
22	Prov irrigation system in Park no 32 sec 70 ( C+PH+E)	0.35	0.00	0.00	0.00	0.00	0.00	0.00	0.00	0.65	PH-1
23	Outfall sewer from BMM to Sector 81 MHL	2.59	0.00	1.10	0.00	0.40	0.40	0.00	0.70	2.19	PH-1
24	Const. Of toilet block in opposite civil Hospital Sec.56 and Rehri market	0.35	0.00	0.15	0.06	0.15	0.21	0.06	0.00	0.00	PH-2
25	Providing additional stand post, toilet block & augmentation of existing W/S network in 3 nos. slum colonies at Vill. Jagatpura.	0.54	0.00	0.12	0.11	0.01	0.12	0.00	0.00	0.42	PH-2
26	Cleaning of RCC water storage tank/sump in Sec. 67 & 69	0.13	0.00	0.12	0.10	0.00	0.10	0.00	0.02	0.00	PH-2
27	Special repair of electrical gadgets at various tubewells and connection of balance tubewells with rising main in Sec 68 & 69	0.17	0.00	0.17	0.00	0.00	0.00	0.00	0.17	0.00	PH-2
28	Providing storm water drainage scheme on 100' wide road from PTL chowk to new bus stand, SAS Nagar	1.02	0.22	0.50	0.22	0.28	0.50	0.00	0.00	0.00	PH-2
29	Prov PH services on dividing road 72/59, 74/58 & 74/57 from 71/61 & 72/59 (PCL chowk ) to Cremation ground	0.35	0.27	0.00	0.19	0.00	0.19	0.19	0.00	0.10	PH-2
30	Prov. P.H services on road dividing sec 70-77 S.A.S Nagar	1.19	0.00	0.06	0.00	0.00	0.00	0.00	0.06	0.00	PH-2
31	Providing PH services in Multi purposes hall at Govt College Sector 56, SAS Nagar ( C+PH+E)	1.32	0.00	0.00	0.00	0.10	0.10	0.10	0.00	1.32	PH-2
32	Providing PH services in PB State Legal Authority building Sector 69 SAS Nagar	0.20	0.00	0.00	0.00	0.10	0.10	0.10	0.00	0.10	PH-2
33	Providing storm water drainage scheme on road from Sector 59/60 chowk to 90"i/d Brick circular storm drain on road dividing Sector 71-72 SAS Nagar	2.77	0.00	0.00	0.00	1.50	1.50	1.50	0.00	1.28	PH-2
34	Boring and installation of 4 nos new Tubewells in Sector 66-67 and 68-69 SAS Nagar against failed tubewells	1.33	0.00	0.00	0.00	0.00	0.00	0.00	0.00	1.33	PH-2
35	Prov double feeder 11kv line from grid sub stn of sect 80 upto sewerage treatment plant of sector 83	0.50	0.00	0.20	0.00	0.35	0.35	0.15	0.00	0.15	Electy.

-24-

Sr.No.	Name of Scheme	Est. Cost	Exp. Upto 3/12	Budget Est. 2012-13	Actual Exp. 4/12 to 9/12	Anti.Exp. 10/12 to 3/13	Total Exp. 2012-13	Excess	Surrender	B.E. 2013-14	Remarks
I	II	V	VI	VII	VIII	IX	X	XI	XII	XIII	XIV
36	Shifting of HT lines and providing electrical services on dividing road Sector 64/65 Mohali	0.40	0.00	0.20	0.00	0.00	0.00	0.00	0.20	0.00	Electy.
37	Prov. E.I. in booths in Sector 70 Mohali	0.27	0.00	0.07	0.00	0.15	0.15	0.08	0.00	0.00	Electy.
38	Prov metal helide fittings on various road jn at mohali	2.00	1.07	0.10	0.03	0.00	0.03	0.00	0.07	0.10	Electy.
39	Providing Electrification in Pocket of 200 nos. booth for Riot Victims	0.12	0.00	0.00	0.09	0.02	0.11	0.11	0.00	0.00	Electy.
40	Double feeder line from gd sub stn sector 80 to 77-78	0.50	0.00	0.00	0.00	0.00	0.00	0.00	0.00	0.00	Electy.
41	Const. of community Centre Sector-55 ( C+PH+E)	2.42	0.00	2.06	0.00	0.50	0.50	0.00	1.56	1.91	C-1
42	Const of Community Centre sector 69 ( C+PH+E)	3.25	0.00	1.50	0.00	0.00	0.00	0.00	1.50	3.22	C-1 & PH-1
43	Community Centre sector 67 ( C+PH+E)	3.00	0.00	0.20	0.00	0.00	0.00	0.00	0.20	3.00	PH-1
44	Repair & Upgradation of RD from Cremation Ground to NH-21 near Balongi	1.50	1.34	1.45	0.02	0.00	0.02	0.00	1.43	0.00	C-2
45	Civil,Public health, Elect. And hort. Minor works	15.80	5.08	12.11	0.68	0.00	0.68	0.00	11.43	2.46	C
		4.00	0.00	1.00	1.20	0.85	2.05	1.05	0.00	2.02	PH
		3.00	0.00	1.00	1.50	0.45	1.95	0.95	0.00	1.00	E
		1.00	0.00	0.50	0.00	0.00	0.00	0.00	0.50	0.00	H
46	Providing Foolige lights from YPS Chowk to Kumbra Chowk and Kumbra Chowk to Gurudwara Singh Sahidan SAS Nagar	0.92	0.00	0.00	0.00	0.40	0.40	0.40	0.00	0.52	Electy.
47	Dispensary Sector 69	2.00	0.00	0.00	0.00	0	0.00	0	0.00	2.00	C-1
48	Primary School at Village Chilla	0.50	0.00	0.00	0.00	0	0.00	0	0.00	0.50	C-1
49	Upgradation of old road const. of new road to give approcah to solid waste mamagment project from Samgoali .	2.50	0.00	0.00	0.00	0	0.00	0	0.00	2.50	C-1
50	1 No tubewell in vilage Sukhgarh	0.00	0.00	0.00	0.23	0.05	0.28	0.28	0.00	0.00	PH-1
51	Deve. Of Village Madanpura street Light and Paver on the Street	0.30	0.00	0.00	0.00	0	0.00	0.00	0.00	0.30	C-2 & Electy.
	<b>Misc. Works ( Part -C )</b>	<b>79.71</b>	<b>12.66</b>	<b>33.35</b>	<b>5.97</b>	<b>8.99</b>	<b>14.96</b>	<b>6.16</b>	<b>24.55</b>	<b>34.92</b>	

- 25

MAINTENANCE OF URBAN ESTATE										Annexure-L		
Scheme wise breakup of Revised Budget Estimate for the year 2012-13 and Budget Estimate for the year 2013-14										Fig. in Crores		
Sr.No.	Name of Scheme	Wing	Est. Cost	Exp. Upto 3/12	Budget Est. 2012-13	Actual Exp. 4/12 to 9/12	Anti.Exp. 10/12 to 3/13	Total Exp. 2012-13	Excess	Surrender	B.E. 2013-14	Remarks
I	II	IV	V	VI	VII	VIII	IX	X	XI	XII	XIII	XIV
	<b>MAINTENANCE OF URBAN ESTATE</b>											
1	Maintenacnce of 66 to 69 and 77 to 80 SAS Nagar		5.00	0.00	0.00	0.00	1.00	1.00	1.00	0.00	4.00	C-1
2	Mtc. of Street lights in various parks / commercial area of Sector - 48 to 65, Sector 66 to 80 Mohali.		0.80	0.00	0.00	0.48	0.48	0.96	0.96	0.00	0.80	Elect
3	200' wide road sector 48 to 65 SAS Nagar and Maintenance		9.25	8.77	2.58	0.42	0.00	0.42	0.00	2.16	0.15	C-2
4	Mtc. Of community centre sec.70		0.10	0.05	0.50	0.09	0.16	0.25	0.00	0.25	0.10	C-1
5	Mtc of 200' wide road of Jn point 66/67 80/81 upto the end of sector 73/74		0.10	0.00	0.00	0.00	0.10	0.10	0.10	0.00	0.10	C-2
6	Repair of high level bridge construction on road started from cremation ground and joining to NH-21 near Village Balongi.		0.30	0.00	0.00	0.00	0.00	0.00	0.00	0.00	0.25	C-2
7	Mtc. Of Habitat centre sec.65		0.05	0.00	0.05	0.00	0.00	0.00	0.00	0.05	0.10	C-1
8	Mtc of internal road and laying of PC on all roads		7.60	0.00	5.64	0.00	0.00	0.00	0.00	5.64	0.10	C-2
9	Mtc. Of city park sec.68		0.05	0.00	0.05	0.00	0.05	0.05	0.00	0.00	0.05	C-1
10	Repair of H no 701 sec 63 (Guest House)		0.16	0.05	0.12	0.01	0.00	0.01	0.00	0.11	0.05	C-2
11	Repair & strengthening of road parking area Pocket 1& 2 BMM sector 65		1.22	15.23	0.05	0.16	0.00	0.16	0.11	0.00	0.10	C-2
12	Maintenance of Choe RD 0 to 1969 & RD 3084-3430(Desilting & Clearance)		0.20	0.00	0.10	0.00	0.05	0.05	0.00	0.05	0.05	PH-1
13	Opeation & Mtc of STP Mohali		1.20	0.00	0.75	0.39	0.56	0.95	0.20	0.00	1.00	PH-1
14	Mtc of sewer & storm in sec 65, 66,67 ,68, 69 & BMM		0.20	0.00	0.19	0.04	0.07	0.11	0.00	0.08	0.20	PH-1
15	R &M of store		0.03	0.00	0.09	0.00	0.02	0.02	0.00	0.07	0.08	PH-1
16	Mtc. of store/Renovation		0.18	0.00	0.02	0.01	0.00	0.01	0.00	0.01	0.13	C-2

- 26 -

Sr.No.	Name of Scheme	Wing	Est. Cost	Exp. Upto 3/12	Budget Est. 2012-13	Actual Exp. 4/12 to 9/12	Anti.Exp. 10/12 to 3/13	Total Exp. 2012-13	Excess	Surrender	B.E. 2013-14	Remarks
I	II	IV	V	VI	VII	VIII	IX	X	XI	XII	XIII	XIV
17	Sanitation work in 76 to 80 SAS Nagar		1.00	0.00	1.04	0.18	0.34	0.52	0.00	0.52	1.00	PH-1
18	R/ M of WSS , Sewer and Storm Sector 78		0.45	0.00	0.43	0.11	0.11	0.22	0.00	0.21	0.45	PH-1
19	R/ M of WSS , Sewer and Storm Sector 79		0.51	0.00	0.54	0.15	0.11	0.26	0.00	0.28	0.57	PH-1
20	Sanitation/garbage 66,67,68,69, Bulk material and 100' wide road cremation ground NH-21		1.01	0.00	1.05	0.32	0.70	1.02	0.00	0.03	1.20	PH-2
21	Mainteance expenditure water supply Sector 65 SAS Nagar	0.00	1	0.00	0.00	0.09	0.11	0.20	0.20	0.00	0.30	PH-2
22	Water Supply Sector 66 & 67	0.00	0.99	0.00	1.10	0.46	0.54	1.00	0.00	0.10	1.30	PH-2
23	Water Supply Sector 68 & 69	0.00	1.95	0.00	2.00	0.83	1.12	1.95	0.00	0.05	2.20	PH-2
24	Water Supply Sector 77	0.00	0.21	0.00	0.25	0.12	0.09	0.21	0.00	0.04	0.25	PH-2
25	Sewerage Sector 77	0.00	0.04	0.00	0.06	0.00	0.04	0.04	0.00	0.02	0.06	PH-2
26	Water Supply Sector 80	0.00	0.21	0.00	0.30	0.10	0.11	0.21	0.00	0.09	0.30	PH-2
27	Sewerage Sector 80	0.00	0.04	0.00	0.06	0.05	0.03	0.08	0.02	0.00	0.05	PH-2
28	Babd Banda Singh Bahadur Memo at Chapper Chiri	0.00	0.15	0.00	0.00	0.00	0.15	0.15	0.15	0.00	0.25	PH-2
29	ACA & CE residence at House No. 3501 & 3502 at Sector 52 SAS Nagar	0.00	0.027	0.00	0.00	0.00	0.03	0.03	0.03	0.00	0.030	PH-2
30	Mtc/Spl repair of existing roads sec 76-80		0.40	0.10	0.20	0.00	0.00	0.00	0.00	0.20	0.20	C-2
31	Mtc of 200' wide road of Jn point 66/67 80/81 upto the end of sector 73/74		0.10	0.00	0.00	0.00	0.10	0.10	0.10	0.00	0.00	C-2
32	Repair & Upgradation of RD from Cremation Ground to NH-21 near Balongi		1.50	1.34	0.05	0.02	0.00	0.02	0.00	0.03	0.00	C-2
33	Repair of high level bridge construction on road started from cremation ground and joining to NH-21 near Village Balongi.		0.30	0.00	0.00	0.00	0.00	0.00	0.00	0.00	0.15	C-2
34	Mtc. of community centre. Sec 54		0.05	0.05	0.10	0.02	0.00	0.02	0.00	0.08	0.10	C-2

- 27

Sr.No.	Name of Scheme	Wing	Est. Cost	Exp. Upto 3/12	Budget Est. 2012-13	Actual Exp. 4/12 to 9/12	Anti.Exp. 10/12 to 3/13	Total Exp. 2012-13	Excess	Surrender	B.E. 2013-14	Remarks
I	II	IV	V	VI	VII	VIII	IX	X	XI	XII	XIII	XIV
35	Maintenance of Community Center sec 61		0.00	0.00	0.00	0.01	0.00	0.01	0.01	0.00	0.10	C-2
36	Mtc. of community centre. Sec59		0.05	0.00	0.10	0.02	0.00	0.02	0.00	0.08	0.10	C-2
37	Maintenance of Community Center sec 56		0.05	0.00	0.10	0.01	0.00	0.01	0.00	0.09	0.10	C-2
38	Repai & strengthening of road parking area Pocket 1& 2 BMM sector 65		1.22	15.23	0.05	0.15	0.00	0.15	0.10	0.00	0.00	C-2
39	Main. Of Road 61/62, 63/64 SAS Nagar		0.10	0.00	0.10	0.00	0.00	0.00	0.00	0.10	0.10	C-1
	<b>GRAND TOTAL</b>		<b>37.80</b>	<b>40.82</b>	<b>17.67</b>	<b>4.24</b>	<b>6.07</b>	<b>10.30</b>	<b>2.97</b>	<b>10.34</b>	<b>16.07</b>	

FUND DISBURSED ON BEHALF OF PUNJAB GOVT. / WORKS EXECUTED FROM LICENCE FEE

ANNEXRURE-M

Fig. in crores

Sr. No.	Name of Scheme	Est. cost	Exp. up to 3/2012	Budget Est. 2012-2013	Actual exp. 4/12 to 9/12	Anticipated Exp. 10/12 to 3/13	Revised Budget 2012-2013	Excess	Surrender	Budget Est. 2013-2014	Remarks
1	2	3	4	5	6	7	8	9	10	11	12
1	Estate W/s & Estate Sewer at Banur	15.16	4.00	11.16	0.00	0.00	0.00	0.00	11.16	0.00	PH-2
2	Estate W/S & Estate sewer at Kharar	42.58	16.00	21.58	0.00	0.00	0.00	0.00	21.58	0.00	PH-2
3	Estate W/S & Estate sewer at Zirakpur	12.00	12.00	0.00	0.00	0.00	0.00	0.00	0.00	0.00	
4	W/S & Sewerage work at Ropar	33.58	16.00	12.58	0.00	0.00	0.00	0.00	12.58	0.00	PH-2
5	W/S & Sewerage work at Morinda	23.12	5.00	10.81	0.00	0.00	0.00	0.00	10.81	0.00	PH-2
6	W/S & Sewerage work at Derra Bassi	20.00	5.37	13.50	2.08	0.65	2.73	0.00	10.77	8.50	PH-1
7	W/S & Sewerage work at Lalru	35.00	4.54	10.00	8.09	6.21	14.30	4.30	0.00	14.30	PH-1
8	Estate Sewer & STP at Kurali	40.52	11.10	16.00	8.38	4.77	13.15	0.00	2.85	2.00	PH-2
9	Bus stand Kurali	0.85	0.80	0.00	0.01	0.01	0.02	0.02	0.00	0.02	C-2
10	Const. Stadium at Kurali	1.51	0.38	1.13	0.38	0.38	0.76	0.00	0.37	0.75	
11	N.A.C. Nayagaon for 8 nos. Tubewels W/s street light	3.25	3.25	0.00	0.00	0.00	0.00	0.00	0.00	0.00	
12	Providing sewerage scheme/water supply/roads in village Lakhnoor, Sohana, Mauli Baidwan, Madan pura, Kumbra, Kambali, chachu Majra, Mauli, Chilla, Jagatpura, Bakarpur Kandala, Balomajra, Behlolpur, Bad-majra	26.55	20.52	4.21	2.48	1.00	3.48	0.00	0.73	2.56	
	<b>Sub Total</b>	<b>254.12</b>	<b>98.96</b>	<b>100.97</b>	<b>21.42</b>	<b>13.02</b>	<b>34.44</b>	<b>4.32</b>	<b>70.85</b>	<b>28.13</b>	
1	Improving traffic related Infrastructure	2.00	0.00	12.00	0.00	0.00	0.00	0.00	12.00	2.00	
2	Memorial of Baba Banda Singh Bahadur at vill. Chapper Cherri including mtc.	112.00	93.72	1.70	3.11	1.78	4.89	3.19	0.00	8.00	C/PH/E/H
3	Providing new Macheri for Fire Brigade	8.00	0.00	8.00	0.00	8.00	8.00	0.00	0.00	0.00	
4	Const. of NCC academy at Ropar	9.17	6.30	2.87	2.10	0.00	2.10	0.00	0.77	0.00	
5	Funds released for primary health centre for Bharatgarh and Chanarthal Kalan	25.00	10.00	0.00	5.00	5.00	10.00	10.00	0.00	0.00	
6	Spinal Injury Hospital Sec. 70, Mohali	2.00	0.00	2.00	2.00	0.00	2.00	0.00	0.00	0.00	
7	DAC Complex Mohali	73.71	0.00	0.00	10.00	35.00	45.00	45.00	0.00	22.00	
8	Dev. Of sports stadium sector-59,61,63,65,69,71, & 78	56.50	14.88	36.50	12.66	14.38	27.04	0.00	9.46	18.00	D.E.(H.Q.)

- 27

Sr. No.	Name of Scheme	Est. cost	Exp. up to 3/2012	Budget Est. 2012-2013	Actual exp. 4/12 to 9/12	Anticipated Exp. 10/12 to 3/13	Revised Budget 2012-2013	Excess	Surrender	Budget Est. 2013-2014	Remarks
1	2	3	4	5	6	7	8	9	10	11	12
9	Hockey Stadium, Phase -10, Mohali	42.60	32.00	2.60	2.60	8.50	11.10	8.50	0.00	0.00	
10	Balance work of auditorim , Pavallion stage etc. Govt Collage Sector 56 SAS Nagar.	1.37	0.00	0.00	0.00	0.00	0.00	0.00	0.00	1.37	C-2
11	Deveopment of Sports Complex at Deshmesh acadamy At Anandpur Sahib	5.75	0.00	0.00	0.00	0.00	0.00	0.00	0.00	0.75	PH, C,H , E
12	Const. of Maharaja Ranjit Singh Armed force Institute Phase-3, Sector-77	2.34	0.00	0.00	0.00	2.11	2.11	2.11	0.00	0.23	
	<b>Sub Total</b>	<b>340.44</b>	<b>156.90</b>	<b>65.67</b>	<b>37.47</b>	<b>74.77</b>	<b>112.24</b>	<b>68.80</b>	<b>22.23</b>	<b>52.35</b>	
	<b>Grand Total</b>	<b>594.56</b>	<b>255.86</b>	<b>166.64</b>	<b>58.89</b>	<b>87.79</b>	<b>146.68</b>	<b>73.12</b>	<b>93.08</b>	<b>80.48</b>	



## Deatail of works to be executed out of EDC

Fig. in Crores

Sr. No.	Name of Scheme	Estimated cost	Exp. up to 3/2012	Budget Estimates 2012-2013	Actual exp. 4/12 to 9/12	Anticipated Exp. 10/12 to 3/13	Revised Budget 2012-2013	Excess	Surrender	Budget Estimates 2013-2014	Remarks
I	II	III	IV	V	VI	VII	VIII	IX	X	XI	XII
1	80 MGD water supply scheme from Kajouli (Dev. 156 crore)	196.19	0.00	55.00	8.00	20.00	28.00	0.00	27.00	100.00	PH-2
2	Const of 10 MGD Capacity WTP at Mullanpur and 70 MGD capacity WTP at Jandpur	145.00	0.00	135.00	0.00	0.00	0.00	0.00	135.00	50.00	PH-2
3	Providing and Laying 10 MGD RAW water pipe line from Jandpur to ECO park Mullanpur and Mohali , Airport , Zirakpur, Dera Bassi , Kharar, Kurali etc.	140.00	0.00	73.00	0.00	0.00	0.00	0.00	73.00	10.00	PH-2
4	New Road Landran Sirhind Road connectivity from sec. 91-92 (22 acres) 1.5 km	45.00	0.00	0.00	0.00	0.00	0.00	0.00	0.00	33.00	
5	Loop grid road at Mullanpur (Land 15 crore + Dev.7 crore)	22.00	1.35	22.00	0.50	0.45	0.95	0.00	21.05	0.20	C-2
6	Shifting of 66 KV / 220 KV line, and 150" wide road from sector 76 to 81	16.50	0.00	0.00	7.00	8.00	15.00	15.00	0.00	1.00	Elect. ( By PSPCL /PSTCL /GMADA)
7	Const. of service road alongwith NH-21 /95 (100km)	25.00	0.00	0.00	0.00	0.00	0.00	0.00	0.00	20.00	C/PH-2
8	shifting of Mullanpur LPA 220/66 KV/ 11 KV lines plus shifting of Tower	25.00	0.00	0.00	0.00	0.00	0.00	0.00	0.00	15.00	E
9	Prov. 66 KV lines for varoius mega projects	36.00	0.00	0.00	0.00	15.00	15.00	15.00	0.00	21.00	Electy.
	<b>Total</b>	<b>650.69</b>	<b>1.35</b>	<b>285.00</b>	<b>15.50</b>	<b>43.45</b>	<b>58.95</b>	<b>30.00</b>	<b>256.05</b>	<b>250.20</b>	

REVISED BUDGET ESTIMATE FOR THE YEAR 2012-13 AND BUDGET ESTIMATE FOR THE YEAR 2013-14 OF ESTABLISHMENT AND OTHER REVENUE EXPENDITURE

Sr. No.	Name of Office	Pay & Allowances												Medical Reimbursement						T.A./L.T.C.						Leave Salary & Pension Contribution & Gratuity				Office contingencies						Misc. Expenditure						ANNEXURE-R Total			
		R.E. for 2012-13			B.E. for 2013-14			R.E. for 2012-13			B.E. for 2013-14			R.E. for 2012-13			B.E. for 2013-14			R.E. for 2012-13			B.E. for 2013-14			R.E. for 2012-13			B.E. for 2013-14			R.E. for 2012-13			B.E. for 2013-14										
		Actual upto 9/12	Anticipated 10/12 to 3/13	Total	Actual upto 9/12	Anticipated 10/12 to 3/13	Total	Actual upto 9/12	Anticipated 10/12 to 3/13	Total	Actual upto 9/12	Anticipated 10/12 to 3/13	Total	Actual upto 9/12	Anticipated 10/12 to 3/13	Total	Actual upto 9/12	Anticipated 10/12 to 3/13	Total	Actual upto 9/12	Anticipated 10/12 to 3/13	Total	Actual upto 9/12	Anticipated 10/12 to 3/13	Total	Actual upto 9/12	Anticipated 10/12 to 3/13	Total	Actual upto 9/12	Anticipated 10/12 to 3/13	Total	Actual upto 9/12	Anticipated 10/12 to 3/13	Total											
		B.E. for 2012-13			B.E. for 2013-14			B.E. for 2012-13			B.E. for 2013-14			B.E. for 2012-13			B.E. for 2013-14			B.E. for 2012-13			B.E. for 2013-14			B.E. for 2012-13			B.E. for 2013-14			B.E. for 2012-13			B.E. for 2013-14										
1	D.E.(C-I), Mohali	615.00	30.00	20.00	50.00	60.00	3.00	1.50	1.50	3.00	3.00	10.00	5.00	5.00	10.00	10.00	35.00	17.00	18.00	35.00	20.00	1.75	0.47	1.28	1.75	1.75	7.50	3.22	3.18	6.40	7.50	672.25	57.19	48.96	106.15	92.25									
2	D.E.(C-II), Mohali	390.00	3.21	2.00	5.21	0.00	3.00	2.07	0.93	3.00	5.00	2.50	3.24	3.00	6.24	2.50	60.00	2.15	50.00	52.15	0.00	1.70	0.41	0.92	1.33	2.00	43.00	7.07	18.00	25.07	40.50	500.20	18.15	74.85	93.00	50.00									
3	D.E.(E-I), Mohali	100.00	1.96	0.00	1.96	0.00	2.00	0.35	0.65	1.00	2.00	2.00	0.00	0.50	0.50	0.50	15.00	3.67	5.00	8.67	15.00	6.95	1.04	2.41	3.46	5.95	5.00	1.75	2.45	4.20	5.00	130.95	0.77	11.01	19.78	28.45									
4	D.E. (PH-I), Mohali	332.00	14.57	2.97	17.54	0.00	5.00	1.38	3.62	5.00	5.00	5.00	2.90	1.83	3.93	5.00	15.00	10.30	0.09	10.39	0.00	2.80	0.30	2.27	2.57	3.00	20.50	1.36	8.64	10.00	20.50	380.30	30.81	18.62	49.43	33.50									
5	D.E. (PH-II), Mohali	360.00	21.51	10.00	31.51	20.00	5.00	0.10	1.00	1.10	4.00	2.00	0.62	1.80	1.62	3.00	20.00	8.86	11.15	20.00	20.00	1.35	0.12	1.50	1.62	2.00	36.50	6.82	25.74	32.56	32.70	423.85	38.12	50.39	88.51	81.70									
6	D.E. (Hort.), Mohali	550.00	26.14	2.00	30.14	0.00	1.00	0.38	0.62	1.00	1.00	0.25	0.00	0.25	0.25	0.25	3.00	2.67	0.00	2.67	3.00	2.06	0.12	1.59	1.71	2.26	6.05	0.30	14.28	14.58	16.20	562.36	31.51	18.74	50.35	22.71									
7	Estate Office, Mohali	2000.00	29.00	21.00	50.00	50.00	10.00	2.42	2.58	5.00	10.00	8.00	5.00	2.00	8.00	2.00	150.00	90.54	59.46	150.00	20.00	75.40	10.74	13.44	24.18	24.40	475.00	27.26	139.37	166.63	445.00	2718.40	165.96	237.85	403.81	551.40									
8	Land Acquisition Collector Mohali	150.00	5.79	5.00	10.79	5.00	2.00	0.16	0.34	0.50	0.50	1.00	1.00	0.00	0.14	0.30	10.00	0.00	10.00	10.00	5.00	4.25	1.63	2.62	4.28	1.80	85.50	14.56	72.44	87.00	67.00	252.75	22.30	90.54	112.84	79.60									
9	D.E. (HQ/PROC)	102.00	0.00	0.00	0.00	0.00	1.00	0.02	0.48	0.50	1.00	1.00	0.00	1.00	1.00	0.00	7.00	0.35	6.65	7.00	2.00	5.10	1.34	2.46	3.80	5.10	2.00	0.14	0.36	0.50	2.00	118.10	1.85	10.96	12.80	10.10									
10	A.O.(HQ), Mohali	600.00	1520.00	960.00	2480.00	2876.00	10.00	0.86	2.00	2.86	8.00	5.00	6.33	3.00	8.33	5.00	100.00	34.65	248.00	282.65	300.00	83.50	31.25	44.10	75.38	104.00	490.00	265.83	338.00	693.83	465.00	1288.50	1047.92	1595.10	3443.02	3748.00									
11	DE(electricity)	55.00	0.40	0.00	0.40	0.00	0.50	0.70	0.50	1.20	1.00	0.10	0.00	0.50	0.50	0.10	13.00	1.25	1.75	3.00	3.00	2.40	1.37	1.02	2.39	2.40	2.15	0.00	0.60	0.60	1.15	73.15	3.72	4.37	8.09	7.65									
12	DE(PH/CI PROJ)	70.00	0.00	0.00	0.00	0.00	1.50	0.00	0.00	0.00	0.10	1.56	0.00	0.00	0.00	0.10	5.00	0.00	1.00	1.00	1.00	3.50	0.00	0.00	0.00	0.00	0.20	0.00	0.00	0.00	8.00	81.86	0.00	1.00	1.00	1.20									
	<b>Total</b>	<b>5324.00</b>	<b>1654.68</b>	<b>1022.97</b>	<b>2677.65</b>	<b>3001.00</b>	<b>44.00</b>	<b>9.94</b>	<b>14.22</b>	<b>24.16</b>	<b>40.60</b>	<b>38.51</b>	<b>23.26</b>	<b>17.42</b>	<b>40.67</b>	<b>28.76</b>	<b>433.00</b>	<b>171.43</b>	<b>411.10</b>	<b>582.53</b>	<b>389.00</b>	<b>190.76</b>	<b>48.79</b>	<b>73.61</b>	<b>122.40</b>	<b>154.56</b>	<b>1172.40</b>	<b>318.31</b>	<b>623.06</b>	<b>941.37</b>	<b>1092.56</b>	<b>7202.67</b>	<b>2226.40</b>	<b>2162.38</b>	<b>4388.78</b>	<b>4706.56</b>									
		<b>53.24</b>	<b>16.56</b>	<b>10.23</b>	<b>26.78</b>	<b>30.01</b>	<b>0.44</b>	<b>0.10</b>	<b>0.14</b>	<b>0.24</b>	<b>0.41</b>	<b>0.39</b>	<b>0.23</b>	<b>0.17</b>	<b>0.41</b>	<b>0.29</b>	<b>4.33</b>	<b>1.71</b>	<b>4.11</b>	<b>5.83</b>	<b>3.89</b>	<b>1.91</b>	<b>0.48</b>	<b>0.74</b>	<b>1.22</b>	<b>1.55</b>	<b>11.72</b>	<b>3.18</b>	<b>6.23</b>	<b>9.41</b>	<b>10.93</b>	<b>72.03</b>	<b>22.26</b>	<b>21.52</b>	<b>43.89</b>	<b>47.07</b>									

	B.E. for 2012-13	Actual upto 9/12	Anticipated 10/12 to 3/13	Total for 2012-13	B.E. for 2013-14	B.E. for 2012-13	Actual upto 9/12	Anticipated 10/12 to 3/13	Total for 2012-13	B.E. for 2013-14
Pay and allowances	5324.00	1654.68	1022.97	2677.65	3001.00	53.24	16.56	10.23	26.78	30.01
Medical Reimbursement	44.00	9.94	14.22	24.16	40.60	0.44	0.10	0.14	0.24	0.41
Treveling Allowance	38.51	23.26	17.42	40.67	28.76	0.39	0.23	0.17	0.41	0.29
Leave Salary and Pension Contribution	433.00	171.43	411.10	582.53	389.00	4.33	1.71	4.11	5.83	3.89
Total Salary of Establishment	5839.51	1969.30	1466.71	3326.01	3459.36	58.40	18.69	14.66	33.26	34.69
Office Contingency	190.76	48.79	73.61	122.40	154.56	1.91	0.48	0.74	1.22	1.55
Misc Expenditure	1172.40	318.31	623.06	941.37	1092.56	11.72	3.18	6.23	9.41	10.93
Grand total of Establishment and contngency exp	7202.67	2226.40	2162.38	4388.78	4706.56	72.03	22.26	21.52	43.89	47.07



## **AGENDA ITEM NO.6.04**

**Budget & Accounts Scrutiny Committee Meeting)**

**(Accounts Branch)**

### **Subject: Approval of Annual Statement for the year ending 31-03-12**

M/s Khurana Vineet & Associates, Chartered Accountants have compiled the Annual statement of Accounts for the year ending 31-03-12 (Annexure-A). The details of Assets and liabilities, Income and expenditure are as under:-

	<b>FIG. IN CRORE</b>
<b>A. LIABILITIES</b>	
1 CAPITAL RESERVE	403.64
2 SECURED LOAN	1555.63
3 UNSECURED LOAN	110.88
4 DEPOSIT WITH GMADA	1633.65
5 CURRENT LIABILITIES	758.00
<b>TOTAL</b>	<b>4461.80</b>
<b>B. ASSETS</b>	
1 FIXED ASSETS	12.02
2 WORKS EXCECUTED	2149.59
3 OUVGL WORKS	0.19
4 CURRENT ASSETS, LOAN AND ADVANCES	2300.00
<b>TOTAL</b>	<b>4461.80</b>
<b>C. EXPENDITURE</b>	
1 COST OF PLOTS	210.06
2 EXPENDITURE ON LAND/ INFRASTRUCTURE/ GRID ROAD	145.24
3 MAINTENANCE OF URBAN ESTATE	9.50
4 ESTABLISHMENT AND CONTINGENCIES	45.17
5 DEPRECIATION	1.26
6 C.M. RELIEF FUND	1.75
<b>TOTAL</b>	<b>412.98</b>

<b>APPROPRIATION OF LOSS TRANSFERRED TO GENERAL RESERVE</b>	<b>4.93</b>
<b>D. INCOME</b>	
<b>1 SALE OF PLOTS</b>	<b>185.25</b>
<b>2 INTEREST</b>	
i) BANK	140.47
ii) INSTALMENTS	46.22
iii) OTHERS	0.92
<b>3 MISCELLANEOUS RECEIPTS</b>	<b>10.72</b>
<b>4 RENT RECEIVED ON LAND</b>	<b>1.44</b>
<b>5 SEWERAGE CHARGES</b>	<b>1.34</b>
<b>6 TRANSFER FEE</b>	<b>8.46</b>
<b>7 EXTENSION FEE</b>	<b>7.67</b>
<b>8 LICENCE FEE</b>	<b>0.20</b>
<b>9 PROCESSING FEE</b>	<b>0.18</b>
<b>10 SCRUTINY FEE</b>	<b>5.10</b>
<b>11 APPLICATION FEE</b>	<b>0.08</b>
<b>12 LOSS FOR THE YEAR</b>	<b>4.93</b>
<b>TOTAL</b>	<b>412.98</b>

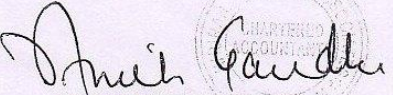
Therefore, Annual Statement of Accounts for the year 2011-12 is placed before the Budget and Accounts Scrutiny Committee of GMADA for consideration Please.

**GREATER MOHALI AREA DEVELOPMENT AUTHORITY, S.A.S. NAGAR**  
**AUDITOR'S REPORT FOR THE YEAR ENDING 31<sup>st</sup> MARCH, 2012**

We have audited the attached Balance Sheet of **GREATER MOHALI AREA DEVELOPMENT AUTHORITY, S.A.S. NAGAR** as at 31st March 2012 and the **Income and Expenditure Account** of the Authority for the year ended on that date annexed thereto. These financial statements are the responsibility of the Authority's management. Our responsibility is to express an opinion on these financial statements based on our audit.

1. We conducted our audit in accordance with auditing standards generally accepted in India. Those Standards require that we plan and perform the audit to obtain reasonable assurance about whether the financial statements are free of material misstatement. An audit includes examining, on a test basis, evidence supporting the amounts and disclosures in the financial statements. An audit also includes assessing the accounting principles used and significant estimates made by the management, as well as evaluating the overall financial statement presentation. We believe that our audit provides a reasonable basis for our opinion.
2. We further report that:
  - (a) We have obtained all the information and explanations which to the best of our knowledge and belief were necessary for the purposes of our audit;
  - (b) The Balance sheet and Income and Expenditure account referred to in this report are in agreement with the books of account;
  - (c) In our opinion and the best of our information, the Balance sheet and the Income and Expenditure Account, Financial Statement of OUVGL together with significant accounting policies and the notes on accounts attached thereto **does** give the information as required by **Punjab Urban Planning and Development Act, 1995** in the manner so required and give a true and fair view subject to our report and as per Notes on accounts attached.
    - (i) In the case of the Balance Sheet, of the state of affairs of the Authority as at 31st March, 2012 and
    - (ii) In the case of Income and Expenditure account, of the Loss of the Authority for the year ended on that date.

for **Khurana Vineet & Associates**  
Chartered Accountants

  
(CA AMIT GANDHI)  
Partner

Place: Chandigarh

Date : 17.09.2012

# Annual Statement of Accounts

(Under section 53(I) of the Punjab regional and Town Planning and  
Development Act, 1995, read with rule 19)

**2011-12**

**(1.04.2011 TO 31.3.2012)**



**GREATER MOHALI AREA DEVELOPMENT AUTHORITY**  
**PUDA BHAWAN SECTOR-62, S.A.S Nagar**


GREATER MOHALI AREA DEVELOPMENT AUTHORITY, S.A.S. NAGAR  
BALANCE SHEET AS ON 31-03-2012

Previous Year As On 31.03.2011 Amount (Rs.)	Liabilities	Schedule	Current Year As On 31.03.2012 Amount (Rs.)	Previous Year As On 31.03.2011 Amount (Rs.)	Assets	Schedule	Current Year As On 31.03.2012 Amount (Rs.)
4,085,814,655	Capital Reserves	A	4,036,362,603	120,715,796	Fixed Assets	F	120,190,041
9,069,957,055	Secured Loans	B	15,556,326,967	2,263,628,016	Works Executed	F-I	21,495,932,546
1,608,757,527	Unsecured Loans	C	1,108,757,527	297,531	OUVGL Works	G	1,940,835
6,114,775,254	Deposits with GMADA	D	16,336,522,525	26,773,743,992	Current Assets, Loans & Advances	H	22,999,964,718
8,279,080,844	Current Liabilities & Provisions	E	7,580,058,518				
<b>29,158,385,335</b>			<b>44,618,028,140</b>	<b>29,158,385,335</b>			<b>44,618,028,140</b>

Notes to Accounts forming part of Balance Sheet

I

30.03.2012


  
ADD CHIEF ADMINISTRATOR (F&A)

  
CHIEF ADMINISTRATOR

  
VICE CHAIRMAN

  
CHAIRMAN

Report of even date attached  
for Khurana Vineet & Associates  
Chartered Accountants

  
(CA Amit Gandhi)  
Partner

17.09.2012

Date: 17.09.2012

Place: Mohali



**GREATER MOHALI AREA DEVELOPMENT AUTHORITY S.A.S.NAGAR  
INCOME AND EXPENDITURE ACCOUNT FOR THE YEAR ENDED 31.03.2012**

Previous Year As On 31.03.2011 Amount (Rs.)	Expenditure	Annexure	Current Year As On 31.03.2012 Amount (Rs.)	Previous Year As On 31.03.2011 Amount (Rs.)	Incomes	Annexure	Current Year As On 31.03.2012 Amount (Rs.)
400,344,950	To Cost of Plots		2,100,570,402	1,347,648,729	By Sale of Plots		1,852,487,576
584,895,870	To Land for approach Road to Airport		-	-	By Interest Income		
578,088,998	To Expenditure on land/ Infrastructure/Grid Road		1,452,398,146	2,537,461,942	From Banks		1,404,676,710
63,950,827	To Maintenance of Urban Estates		95,028,290	144,880,802	Instalments		462,182,453
391,033,469	To Administration and other expenses	I	451,730,749	7,564,541	Others		9,222,222
8,539,160	To Depreciation (As per Schedule-E)		12,630,571	120,140,317	By Miscellaneous Receipts	II	107,210,430
10,000,000	To C M Relief Fund		17,500,000	19,704,555	By Rent Received		14,444,722
				11,182,262	By Sewerage & Water Charges		13,353,398
				17,177,940	By Transfer fee		84,625,579
				35,044,590	By Extention fee		76,743,827
				1,974,143	By Licence Fee		1,978,970
				2,257,903	By Processing Fees		1,831,745
				21,383,174	By Scrutiny Fees		51,031,933
				-	By Application Fee		790,000
2,229,567,624	To Profit (Loss) for the year		(49,278,593)				
4,266,420,898			4,080,579,565	4,266,420,898			4,080,579,565
201,289	To Prior Period items		29,960	2,229,567,624	By Profit (Loss) brought down		(49,278,593)
2,229,366,335	To Net profit/(Loss) transferred to Reserves		(49,308,553)				
2,229,567,624			(49,278,593)	2,229,567,624			(49,278,593)

*[Signature]*  
ADD CHIEF ADMINISTRATOR (F&A)

*[Signature]*  
CHIEF ADMINISTRATOR

*[Signature]*  
VICE CHAIRMAN

*[Signature]*  
CHAIRMAN

Report of even date attached  
for Khurana Vineet & Associates  
Chartered Accountants

*[Signature]*  
(CA Amit Gandhi)  
Partner

Date: 17.09.2012  
Place: Mohali

**GREATER MOHALI AREA DEVELOPMENT AUTHORITY S.A.S.NAGAR****Schedule of Capital and General Reserve**

			<b>Schedule-A</b>
<b>Previous Year 31.03.2011 Amount (Rs.)</b>	<b>Sr. No</b>	<b>PARTICULARS</b>	<b>Current Year 31.03.2012 Amount (Rs.)</b>
1,620,374,378	1	Capital Reserve (Urban Estate)	1,620,230,878
236,073,943	2	Profit & Loss Account on 1.4.2011 (Accumulated Profit)	2,465,440,277
2,229,366,335	3	Add : Profit/(Loss) for the year	(49,308,553)
<b>4,085,814,655</b>		<b>Total</b>	<b>4,036,362,603</b>

**GREATER MOHALI AREA DEVELOPMENT AUTHORITY S.A.S.NAGAR**  
**Schedule of Secured Loans**

			<b>Schedule-B</b>
<b>Previous Year 31.03.2011 Amount (Rs.)</b>	<b>Sr. No</b>	<b>PARTICULARS</b>	<b>Current Year 31.03.2012 Amount (Rs.)</b>
4,617,147,055	1	Loan from SBI Landran (Against Mortgage)	5,193,561,624
-	2	Loan from Canara Bank (Against Mortgage)	1,000,000,000
-	3	Loan from Dena Bank (Against Mortgage)	5,000,000,000
-	4	Loan from Indian Overseas Bank (Against Mortgage)	3,000,000,000
4,450,100,000	5	Loan Against FDR	1,360,000,000
2,710,000	6	Bank Guarantee	2,765,343
<b>9,069,957,055</b>		<b>Total</b>	<b>15,556,326,967</b>

**GREATER MOHALI AREA DEVELOPMENT AUTHORITY S.A.S.NAGAR**  
**Schedule of Unsecured Loans**

**Schedule-C**

<b>Previous Year 31.03.2011 Amount (Rs.)</b>	<b>Sr. No</b>	<b>PARTICULARS</b>	<b>Current Year 31.03.2012 Amount (Rs.)</b>
1,608,757,527	1	Loan from Punjab Infrastructure Development Board	1,108,757,527
<b>1,608,757,527</b>		<b>Total</b>	<b>1,108,757,527</b>

**GREATER MOHALI AREA DEVELOPMENT AUTHORITY S.A.S.NAGAR**  
**Schedule of Current Liabilities and Provisions**

Schedule-E

Previous Year 31.03.2011 Amount (Rs.)	Sr. No	PARTICULARS	Current Year 31.03.2012 Amount (Rs.)
	<b>A</b>	<b>Current Liabilities :</b>	
	<b>1</b>	<b>Creditors &amp; Payables:</b>	
62,506,703	(i)	Creditors for Supplies	192,258,103
942,134	(ii)	Other Creditors	173,505
5,698,110	(iii)	Payable to Staff	1,604,639
869,929	(iv)	Provident Fund	661,927
1,702,811	(v)	Works Payable	1,702,189
	<b>B</b>	<b>Others Liabilities</b>	
2,441,683	1	Miscellaneous Accounts	5,839,805
5,436,290,495	2	External Development Charges (From Land Developers)	6,060,368,681
2,995,199	3	DD PO Civil Dispensary	2,995,199
23,199,979	4	Urban Development Fund	27,362,482
79,116,203	5	EDC Under PAPRA ACT, 1995	37,014,203
2,190,955,016	6	Licence Fee Payable to Pb. Govt.	1,010,403,148
9,699,299	7	Chq. Issued but not presented for payment	9,699,299
1,235,016	8	Security fee plots	1,204,016
1,187,500	9	Pollution control Board	1,187,500
96,513,542	10	Security Building Plan	109,372,445
1,451,400	11	Statutory Dues	19,443,194
14,921,751	12	Social Infrastructure Fund	35,763,000
1,793,490	13	Share Cost Received Against Work Expenditure	-
63,005,184	14	Installment Houses LIG SAS Nagar Riot Victim	63,005,184
282,555,400	15	25% Cost From Cooperative House Building Societies	-
<b>8,279,080,844</b>		<b>Total</b>	<b>7,580,058,518</b>

**GREATER MOHALI AREA DEVELOPMENT AUTHORITY S.A.S.NAGAR**  
**Schedule of Deposit with GMADA**

			Schedule-D
Previous Year 31.03.2011 Amount (Rs.)	Sr. No	PARTICULARS	Current Year 31.03.2012 Amount (Rs.)
575,000	1	Earnest Money/Security from Contractors/BKOS & Suppliers	575,000
12,595,780	2	Earnest Money for Houses & Plots for Demand Survey (2002-03)	12,491,477
92,201,119	3	Earnest Money for Houses from Prospective Buyers	74,653,079
7,926,651	4	Earnest Money for Plots from Prospective Buyers	8,872,657
1,628,613	5	Earnest Money Anandpur Shahib	-
2,151,333	6	Other Securities and deposits	7,001,933
28,012,887	7	Earnest Money Institutions/Societies/Organisations	90,296,752
9,290,000	8	Earnest Money From Employees	-
3,081,487,200	9	Earnest Money Aerocity	20,820,000
257,745,000	10	Capital Receipt Aerocity	4,769,493,944
-	11	Installment Aerocity (Pending adjustment)	1,134,173,936
-	12	Installment Ecocity (Pending adjustment)	1,055,336,710
-	13	Instalments Sector-53 (Pending adjustment)	8,937,585
-	14	Earnest Money Ecocity	169,622,797
-	15	Earnest Money (Oustees)	70,807,500
2,621,161,671	16	Capital Receipt From Applicant	8,913,439,155
<b>6,114,775,254</b>		<b>Total</b>	<b>16,336,522,525</b>

**GREATER MOHALI AREA DEVELOPMENT AUTHORITY S.A.S. NAGAR**  
**SCHEDULE OF FIXED ASSETS AS ON 31-03-2012**

Schedule-F

Particulars	Gross Block			Depreciation					Net Block	
	As On 01.04.2011	Additions	Sales	As On 31.03.2012	As On 01.04.2011	During The Year	Written Back	As On 31.03.2012	As On 31.03.2012	As On 01.04.2011
Capital WIP	1,260,749	-	-	1,260,749	-	-	-	-	1,260,749	1,260,749
Furniture & Fixture	5,125,064	364,921	-	5,489,985	1,943,706	641,876	-	2,585,583	2,904,402	3,181,358
Vehicles	10,541,345	1,976,302	196,986	12,320,661	6,456,393	1,518,259	-	7,974,652	4,346,009	4,084,952
Office Equipment	2,273,199	10,920	-	2,284,119	928,529	188,563	-	1,117,092	1,167,027	1,344,670
Typewriters	13,000	-	-	13,000	5,856	993	-	6,849	6,151	7,144
Photostate Machine	60,000	414,815	-	474,815	27,027	62,243	-	89,270	385,545	32,973
Machinery	161,284	-	-	161,284	22,435	19,314	-	41,749	119,535	138,849
Library Books	17,384	-	-	17,384	3,894	1,349	-	5,243	12,141	13,490
Water Coolers	63,500	-	-	63,500	28,604	4,851	-	33,454	30,046	34,896
Truck (including water tanker)	2,026,568	-	-	2,026,568	1,471,560	166,502	-	1,638,063	388,505	555,008
Computers	6,029,842	9,534,845	-	15,564,687	4,855,082	4,283,842	-	9,138,924	6,425,763	1,174,760
Fax Machine	7,100	-	-	7,100	3,199	542	-	3,741	3,359	3,901
Buildings/ Booths	44,759,511	-	-	44,759,511	9,204,507	1,777,750	-	10,982,257	33,777,254	35,555,004
Building - Habitat Centre	18,266,288	-	-	18,266,288	-	913,314	-	913,314	17,352,973	18,266,288
Community Centre	59,114,692	-	-	59,114,692	10,965,406	2,407,464	-	13,372,870	45,741,822	48,149,286
Swimming Pools	4,379,285	-	-	4,379,285	812,330	178,348	-	990,677	3,388,608	3,566,956
Batten Factory	2,751	-	-	2,751	1,240	210	-	1,450	1,301	1,511
S.A.S Nagar (PH)	149,000	-	-	149,000	67,154	11,385	-	78,539	70,461	81,845
Tools & Other Equipments	528,000	-	-	528,000	237,969	40,343	-	278,312	249,688	290,031
Stores	3,437,120	-	-	3,437,120	478,103	411,599	-	889,703	2,547,417	2,959,017
Telephone	15,225	-	-	15,225	2,118	1,823	-	3,941	11,284	13,107
<b>TOTAL</b>	<b>158,230,907</b>	<b>12,301,803</b>	<b>196,986</b>	<b>170,335,724</b>	<b>37,515,111</b>	<b>12,630,571</b>		<b>50,145,683</b>	<b>120,190,041</b>	<b>120,715,796</b>

**Schedule of work executed by GMADA**

<b>Previous Year 31.03.2011 Amount (Rs.)</b>	<b>Sr. No</b>	<b>PARTICULARS</b>	<b>Schedule-F-I Current Year 31.03.2012 Amount (Rs.)</b>
729,221,338	<b>A</b>	<b>GMADA OWN SCHEMES</b>	
-		<u>Completed Works</u>	730,352,779
		Less receipt from allottees (for housing schemes)	-
646,985,063	<b>B</b>	<b>URBAN ESTATES WORKS</b>	
		Works in progress	1,435,709,935
883,678,584		Land for Urban Estate works ( As per Annexure - 3 )	19,325,935,065
3,743,031	<b>C</b>	<b>DEPOSIT WORKS :</b>	
		Works completed & in Progress	3,934,767
<b>2,263,628,016</b>		<b>Total</b>	<b>21,495,932,546</b>



**GREATER MOHALI AREA DEVELOPMENT AUTHORITY S.A.S.NAGAR**  
**Schedule of OUVGL Works 'deposit PUDA'**

**Schedule-G**

Previous Year 31.03.2011 Amount (Rs.)	Sr. No	PARTICULARS	Current Year 31.03.2012 Amount (Rs.)
297,531	1	Works Expenditure	1,940,835
<b>297,531</b>		<b>Total</b>	<b>1,940,835</b>

**GREATER MOHALI AREA DEVELOPMENT AUTHORITY S.A.S.NAGAR**  
**Schedule of Current Assets and Loans & Advances**

Previous Year 31.03.2011 Amount (Rs.)	Sr. No	PARTICULARS	Schedule-H Current Year 31.03.2012 Amount (Rs.)
	<b>A</b>	<b>Current Assets :</b>	
	1	<b>Closing stock (as valued and verified by Mgt)</b>	-
22,392,054	(i)	<u>Building Material</u>	17,255,831
14,130,736	(ii)	<u>Stock in trade (Built up Houses)</u>	14,362,163
2,465,713,949		Stock in trade (Plots)	3,128,887,305
9,656,817,312	(iii)	Aerocity Land, Mohali	9,670,176,489
67,950,086	(iv)	Leasehold Land	67,950,086
	2	<b>Sundry Debtors(Unconfirmed) but Considered good by management</b>	
(5,251,192)	(i)	H.P Debtors overdue	(10,337,937)
(989,137)		Less Installment received pending adjustments	(4,499,838)
224,748,000	(ii)	Sundry Debtors	201,607,897
	3	<b>Cash and Bank Balances</b>	
-	(i)	Cash in hand	-
210,015,313	(ii)	Deposit with Banks	1,145,794,366
10,871,838,311	(iii)	Fixed Deposit with Banks	5,292,965,012
-	4	C.P.F Deposit with Banks	-
62,494,653	5	Advance Tax (2007-2008)	62,494,653
-	6	Income Tax against Assessment (F.Y. 2008-2009)	7,134,000
413,800,000	7	Advance Tax (F.Y. 2010-2011)	413,800,000
276,061,551	8	Interest Accrued but not received from Banks	72,070,777
1,013,900	9	Rent receivable account	1,013,900
200	10	Miscellaneous Accounts (Bank Guarantee)	-
(3,385,256)	11	Differences in Interdivision Accounts	(1,161,412)
19,984,648	12	Alotted Housing Scheme	19,984,648
7,655,705	13	Income Tax for A.Y 2007-08	7,655,705
	14	Advance Tax 2011-2012	35,000,000

3,034,001	15 Recoverable from PB Govt	3,079,530
31,941,163	i) Recoverable ( others)	70,444,236
-	ii) Recoverable from PUDA	854,742
2,903	iii) Recoverable from DE (Civil) Patiala (PUDA)	7,628
100,000,000	iv) Recoverable from DE Civil I & II Ludhiana (PUDA)	-
9,611	v) Recoverable from Punjab Health System Cooperation, Mohali	14,411
158,923	vi) Recoverable from GOP	158,923
-	vii) Recoverable from SDM Office	186,611,283
15,135,200	viii) Punjab Municipal Infrastructure Development Corporation	15,135,200
-	16 Recoverable- Urban Department	-
379,255,446	17 Recoverable from BPL	507,942,619
398,349,660	18 Income Tax Deducted at Source	813,783,876
25,232,877,739	19 Aero City Pending Adjustment	21,740,186,092
	<b>Sub Total `A`</b>	
	<b>B Loans and advances :</b>	
(717,892)	1 Loan to allottees	(717,892)
1,342,408,371	2 Advance to LAC for acquisition/compensation of Land	890,125,210
200,000,000	3 Loan to Punjab. Govt.	200,000,000
-	4 Advances recoverable in cash or in kind or for value to be received (unsecured but considered good by management)	8,000
250,000	(i) Advances to suppliers/BKOS & Contractors for material	(197,872)
(4,916,265)	(ii) Advances to Staff : For Construction	(8,585,147)
(602,457)	For other purpose	787,080
3,844,477	(iii) Other advances	56,639,009
	5 <b>Security Deposits:</b>	
220,513	(i) With Punjab Government	129,121
379,506	(ii) With Others	501,126
-	19 I.T. City Income and Expenditure Pending Adjustment	121,089,991
-		-
1,540,866,253	<b>Sub Total `B`</b>	1,259,778,626
<b>26,773,743,992</b>	<b>Total</b>	<b>22,999,964,718</b>

**GREATER MOHALI AREA DEVELOPMENT AUTHORITY, S.A.S. NAGAR**  
**Administration & Other Expenses**

**Annexure-I**

Previous Year 31.03.2011 Amount (Rs.)	Sr. No	PARTICULARS	Current Year 31.03.2012 Amount (Rs.)
	<b>A</b>	<b>ADMINISTRATIVE EXPENSES</b>	
240,475,284	1	Salary & Wages	225,147,945
12,895,732	2	Leave Salary & Pension Contribution	12,319,882
4,429,148	3	Ex-Gratia/Bonus	5,505,104
118,596	4	Liveries & Uniforms	147,917
915,668	5	Medical Reimbursement	1,506,435
11,363,740	6	Conveyance Reimbursement	3,361,856
640,078	7	Travelling & Conveyance	1,302,146
14,895,082	8	C.P.F. Contribution	17,142,729
5,691,435	9	Gratuity	16,196,855
-	10	Leave Encashment	60,388
94,549	11	Leave Travel Concession	154,946
<b>291,519,312</b>		<b>Sub-Total `A'</b>	<b>282,846,203</b>
	<b>B</b>	<b>OTHER EXPENSES</b>	
54,860	1	Rent, Rates & Taxes	127,490
1,972,664	2	Printing & Stationery	10,540,626
664,309	3	Telephone Expenses	880,308
508,483	4	Postage & Telegrams	670,754
382,766	5	Entertainment	869,038
2,293,670	6	Office Expenses	3,650,859
29,954	7	Newspaper & Periodicals	25,547
1,760,512	8	Misc Expenses	6,168,134
35,973	9	Bank Charges	907
4,397,023	10	Running & Maintenance of Vehicles	5,116,815
12,431,493	11	Legal & Professional Expenses	22,876,533
70,454	12	Auditors Remuneration	77,069
23,301	13	Insurance Charges	39,823

477,876	14	Repair & Maintenance	1,733,157
29,954,949	15	Advertisement	48,720,057
26,357,792	16	Professional/Consultancy charges	7,774,096
-	17	Extension Fee paid to MC	50,577,000
-	18	Interest on conveyance	13,700
15,264,654	19	Interest on Loan	290,343
900	20	Interest Paid to Allottes (incl paid to RIOT victms)	3,236,688
1,514,000	21	Sponsorship Fee	440,000
354,810	22	Compensation Expenses	4,870,400
12,000	23	Litigation Charges	10,000
175,758	24	Service Tax	103,737
70,474	25	House Rent	992
705,482	26	Quality Control Charges for GMADA	70,473
<b>99,514,157</b>		<b>Sub-Total `B'</b>	<b>168,884,546</b>
<b>391,033,469</b>		<b>Total (A+B)</b>	<b>451,730,749</b>

## GREATER MOHALI AREA DEVELOPMENT AUTHORITY, S.A.S. NAGAR

## Details of Misc. Incomes

Previous Year 31.03.2011 Amount (Rs.)	Sr. No	PARTICULARS	Current Year 31.03.2012 Amount (Rs.)
-	1	Profit on sale of fixed assets	-
185,000	2	Enlistment fee	571,000
24,407	3	Right To Information Act Fees	37,119
1,854,000	4	Auction of Tree	(50,000)
72,900	5	Forfeiture of Token/Earnest Money	1,282,400
39,098,200	6	Sale of Application/Tender form	2,012,307
1,280	7	House Rent Deductions	(17,838)
480,655	8	Road cut charges	1,026,826
82,420	9	Stock Storage	139,989
36,600	10	Map fees	-
-	11	Lease money	1,160,155
12,907,452	12	Compound fee	12,878,099
2,107,862	13	Misc Receipt	6,403,609
(448,147)	14	Consultancy fee	-
63,737,688	15	Penalty Income	80,494,265
-	16	Tower Installation	1,272,500
<b>120,140,317</b>		<b>Total</b>	<b>107,210,430</b>

**GREATER MOHALI AREA DEVELOPMENT AUTHORITY, S.A.S. NAGAR**  
**Land Account (Urban Estate Scheme)**

**Annexure-III**

<b>Previous Year 31.03.2011 Amount (Rs.)</b>	<b>Sr. No</b>	<b>PARTICULARS</b>	<b>Current Year 31.03.2012 Amount (Rs.)</b>
883,678,584	1	Land	19,325,935,065
<b>883,678,584</b>		<b>Total</b>	<b>19,325,935,065</b>

**GREATER MOHALI AREA DEVELOPMENT AUTHORITY, S.A.S. NAGAR****SIGNIFICANT ACCOUNTING POLICIES & NOTES ANNEXED TO AND FORMING PART OF ACCOUNTS FOR THE YEAR ENDED 31<sup>ST</sup> MARCH, 2012****1. SYSTEM OF ACCOUNTING**

As per the Statutory Requirements the Authority is required to follow cash system of accounting. During the financial year 2011-2012 the Authority has followed cash system of Accounting except bank interest, interest on FDR and certain Salary payments to staff (recorded on Accrual System). No discrepancy has been observed in following the method of accounting as compared to previous year.

**2. VALUATION OF INVENTORIES**

Building material: Inventories are valued at cost or realizable value whichever is lower. Stock storage is charged @ 3% on inter divisional Transfer of stock, and stock issued to works. Stock remaining unconsumed at the end of the year is depicted at an increased amount to the extent of stock storage charged.

Stock in trade: Valuation of un-allotted houses relating to schemes for which profit/loss has been determined and shown as stock-in-trade is done on actual amount.

**3. REVENUE RECOGNITION**

Authority has recognized the revenue from the sale of houses on the basis of sale of flats of those housing schemes whose tenure of installments has been completed in the financial year as per the agreement between the authority and the allottee. The Authority has set off the bank interest received on the Fixed Deposit Receipt with the banks interest amounting Rs. 23.90 crores on the loan taken against the FDR.

**4. DEPRECIATION ON FIXED ASSETS**

Depreciation is provided on Written down value as per the rates specified in the Companies Act and full year depreciation has been provided on Fixed Assets purchased/sold during the year.




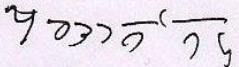
**NOTES TO ACCOUNTS**

- The balance standing to the Debit/ Credit in the accounts of various debtors/ creditors/ contractors/ allottees and staff as on 31.03.2012 are subject to confirmation/reconciliation. The banks balances of as on 31.03.2012 the authority are subject to reconciliation/confirmation .




18

2. Difference in the Inter Division accounts amounting Rs 11.61 ( Credit ) Lacs is still to be reconciled. The same has been shown in the schedule of current assets.
3. As per the information and explanations provided to us the Authority had spend Rs. 210.05 crores during the Financial Year 2011-12 on the development of various sectors and charged as a direct expense under the Head Cost Of Plots . The Authority has incurred an expenditure of Rs. 145.24 crores development of infrastructure of roads and charged as a direct expense under the Head of Infrastructure of Roads.

  
Addl. Chief Administrator (F & A)        
(Chief Administrator)        
(Vice Chairman)        
(Chairman)

**AUDITORS's REPORT**

Separate report of even date attached  
for **Khurana Vineet & Associates**  
Chartered Accountants

  
(CA AMIT GANDHI) 17/09/2012  
Partner

Place: S.A.S NAGAR  
Date : 17.09.2012

